

English

3rd
grade



Brendan Dunne

B. Mus. University of Wales
PGCE, Roehampton Institute
M.A. in Teaching English to Young Learners, University of York

Robin Newton

B. Sc. in Social Policy, University of Bristol
PGCE, Roehampton Institute
M.A. in Teaching English to Young Learners,
University of York

Familia tipográfica: Helvetica Neue LT / Playtime WHT / Print

English 3rd grade has been adapted from the course Beep by Richmond under the direction of

RODOLFO HIDALGO CAPRILE

Editorial team:

Deputy director: Cristian Gúmera Valenzuela

Senior editor: Marcelo Cárdenas Sepúlveda

Editor: Manoli Camacho Ángeles

Editorial assistants: Ana Linares Borges
María Constanza Casacuberta

Authors: Brendan Dunne

B. Mus. University of Wales
PGCE, Roehampton Institute
M.A. in Teaching English to Young Learners,
University of York

Robin Newton

B. Sc. in Social Policy, University of Bristol
PGCE, Roehampton Institute
M.A. in Teaching English to Young Learners,
University of York

Collaborators: Mariana Muñoz Zolotoochin
Javiera Palma Dabed
Paula Contreras Soto
Brian Mitchell

Head of design department: Verónica Román Soto

Design and layout: Andrea Iturra Tapia

Production: Rosana Padilla Cencever

Documentation: Cristian Bustos Chavarría

Music and recordings: Riera Sound, Suena Estudio

Song lyrics: Brendan Dunne and Robin Newton

Illustrators: Alins Illustration: Sonia Alins;
Gloria Celma, Marina Gómez Mut,
Juan Diego Molina Jiménez

Beehive illustration: Moreno Chiacchiera, Jim Peacock

Photos: © Manufacturas Artesanía Española S. L.,
Shutterstock, Getty Images

Quedan rigurosamente prohibidas, sin la autorización escrita de los titulares del derecho de autor, bajo las sanciones establecidas en las leyes, la reproducción total o parcial de esta obra por cualquier medio o procedimiento, comprendidos la reprografía y el tratamiento informático, y la distribución en ejemplares de ella mediante alquiler o préstamo público.

La editorial ha hecho todo lo posible por conseguir los permisos correspondientes para las obras con derecho de autor que aparecen en el presente texto. Cualquier error u omisión será rectificado en futuras impresiones a medida que la información esté disponible.

© 2020, by Santillana del Pacífico S. A. de Ediciones.

Avda. Andrés Bello 2299, piso 10, Providencia, Santiago (Chile).

PRINTED IN CHILE. Impreso en Chile por XXXXXXXXXXXX

ISBN: 978-956-15-XXXX-X – Inscripción n° XXX.XXX

Se terminó de imprimir esta 1ª edición de XXX.XXX ejemplares, en el mes de xxxxxx del año 20XX.

www.santillana.cl

infochile@santillana.com

Santillana® es una marca registrada de Grupo Santillana de Ediciones, S. L. Todos los derechos reservados.



Presentation

Welcome to third grade!

The aim of this book is to help you in your process of learning English.

We hope you are happy to learn.
We'll have tons of fun together!



Welcome
back!

Page 8



Unit **1**
Ready for
school

Page 12



Unit **2**
Busy
morning!

Page 24



Unit **3**
Story world

Page 36



Unit **4**
Sports

Page 52





Unit **5**
Nature park



Page 64

Unit **6**
After school fun!



Page 76

Unit **7**
Transport



Page 92

Unit **8**
Summer fun



Page 104

Student's materials

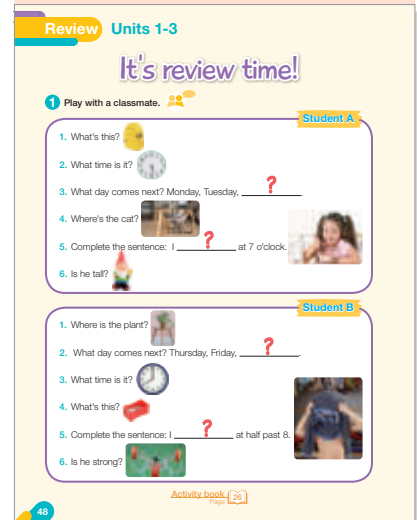
Your Student's book contains all the core work for the year divided into 8 units.



Use the Activity book to practise and reinforce what you learned in the Student's book.



You will have three unit reviews that will help you assess what you have learned!



Knowing your book

The titles will help you follow and enjoy your book.

Welcome back!

These pages will introduce the characters of the book. They will be the guides in your process.



Icons



This icon shows that you need to do the activity in your personal notebook.



This icon shows that you need to do the activity with your classmates.



This icon shows that you will have fun and role-play some activities with your classmates.



This icon shows that you will listen to an audio to complete an activity, or sing and chant!

Activity book Page 5

You will find extra practise in the Activity book.

IMPORTANT: Do not write in this book. Do the activities in your personal notebook.

Presentation

At the beginning of each unit you will see pictures with new vocabulary reinforced with listening tasks.

Unit goals

On the right side you will see the goals of the unit. See which ones you want to learn first!

Unit 1 Ready for school

Presentation

- Look and answer.
 - Name the school supplies.
 - What school supplies do you have?
- Listen and sing.

Unit goals

- Identify classroom objects.
- Say where things are.
- Listen to a story.
- Play a game.

Unit 2

10 Write Lucy's routine.

Stop and think!

Think about the story and answer.

It was hard to understand because...

I need help with...

I understand. I can help my classmates.

Unit 2 • Busy morning! 31

Stop and think! and Reflect!

This section will help you evaluate your understanding and how you are learning.

This section will help you think about some situations in your everyday life.

Unit 3

13 Now, choose a title for the story.

Beep and Robby's costumes.

Beep and Robby are heroes.

The best fancy dress party.

14 Read and write the pictures.

Beep is sleeping after the party.

He dreams and sees a .

He dreams of the bad . He stops him using his .

Then, they call the and stop the bad . Good job!

Reflect!

- Imagine you're in Beep's situation. What can you do to help?

Unit 3 • Story world 45

Think back! and Review

At the end of each unit, you will have instances that will help you evaluate what you've learned.

Unit 2

Think back!

17 Play with your classmates.

What time is it?

I _____ at _____

What is the day after Wednesday?

I _____ to _____ at _____

What time is it?

It's Saturday! go forward two spaces.

What time is it?

Say the days of the week!

Step on the bus! Go forward two spaces.

I _____ my _____ at _____

What day is it today?

Say the time! 5:30

Unit 2 • Busy morning! 35

Unit 2

Student's book
Page 102

Present about different forms of transport.

I really like cars! Cars have got four wheels. There are many different types of cars. For example, sports cars are fast!

Think back!

Complete your unit exit ticket.

3 things that I learned: _____

2 things that I enjoyed: _____

1 question that I have: _____

Unit 2 • Busy morning! 35

W elcome back!

1 Listen and sing.



2 Listen and ask a classmate.



3 Listen and sing. 



4 Choose a letter. Pose and guess. 

What do I know?

5 Role-play.

Good morning!

My name's ...

How old are you?

How are you?

What's your name?

I'm fine, thank you.

I'm nine.




6 Look and play.

I spy with my little eye something that is... red!

It's a book!

Think of a colour!



7 Read and spell. 





t-o-m-a-t-o



p-e-n-g-u-i-n



c-o-m-p-u-t-e-r

8 Listen, match, and write.  5 



Tom



Olga

A

2		4		
				9
12		16		

B

1			6	
	7			11
18				

C

	3			8
	10			
	15		19	

D

			5	
13		14		
	17			20



Karim



Lucy

Stop and think!

Read and answer about the activities.

It was hard to understand because...


I need help with...

I understand.
I can help my classmates.

Unit 1

Ready for school

Presentation

1. Look and answer.
 - a. Name the school supplies.
 - b. What school supplies do you have?
2. Listen and sing. 




book



rubber



pencil case




pencil




schoolbag



pen



ruler



sharpener



Unit goals

- Identify classroom objects.
- Say where things are.
- Listen to a story.
- Play a game.

Lesson 1 Practice

1 Listen, read, and role-play.

Lucy: Hello Karim!

Karim: Hi Lucy!

Lucy: Karim, have you got a **pencil**?

Karim: Yes, I have. Here you are.

Lucy: Have you got a **rubber**?

Karim: A rubber? Yes, I have.

Lucy: Thanks. Have you got a **ruler**?

Karim: No, I haven't. Sorry!

Lucy: Do you like my picture?

Karim: Yes, it's very interesting!




2 Interview your classmates.

Have you got a blue schoolbag?

Yes, I have.



	✓
	?
	?
	?
	?

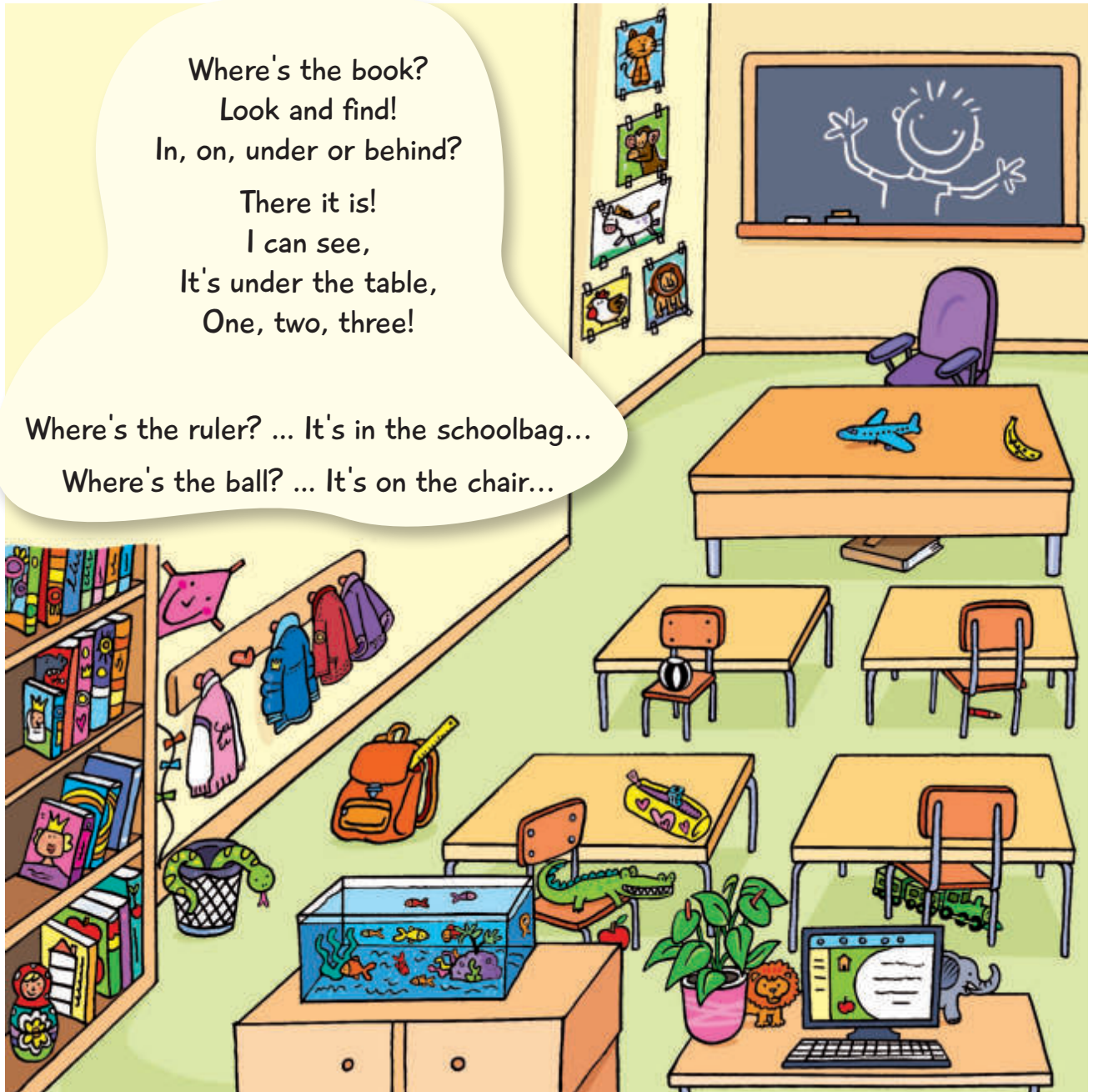
3 Listen, point, and say. 

Where's the book?
Look and find!
In, on, under or behind?

There it is!
I can see,
It's under the table,
One, two, three!

Where's the ruler? ... It's in the schoolbag...

Where's the ball? ... It's on the chair...



Lesson 1 Production

4 Listen and say the pencil case. 🎧 9



5 Read and play. 👥

Have you got a red schoolbag?

No, I haven't.
I've got a black schoolbag.



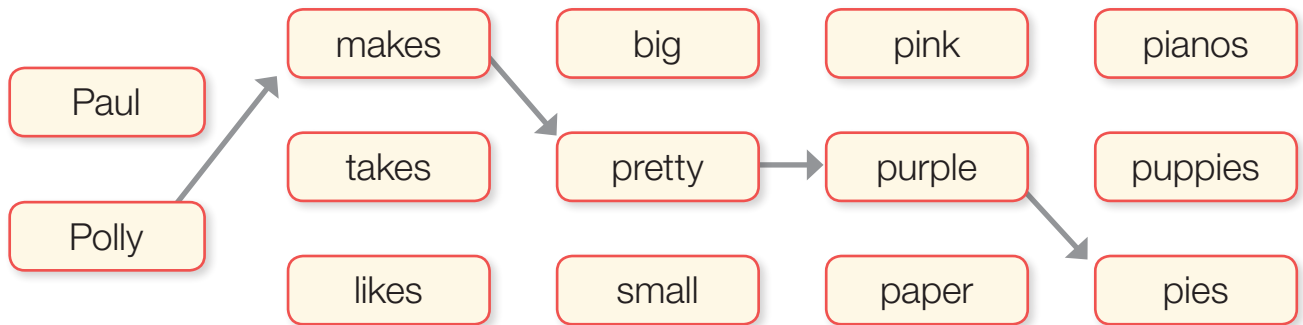
Sounds

6 Listen and say.  10

Patricia picked a pink pencil.

Peter picked a purple pencil.

Peter and Patricia
draw funny faces.

7 Read and play. 

Polly makes
pretty purple
pies!



Find and say!



8 Read and listen to the story. 11

What does the monkey take from Tom?

The children are at the zoo. They're drawing the monkeys.



Hurry up, Tom!

1

Tom likes this monkey.




Hurry up, please.

Let's go and see the crocodiles.

2


Oh no! Tom leaves his hat and coat on the chair and his bag under the bin. And what is the monkey doing?

Oh no! The monkey is putting on Tom's jacket and hat and he's got Tom's schoolbag. Oh dear!



3

Tom isn't drawing and the teacher isn't happy.



Look at the monkey!

Tom!

I haven't got my schoolbag.


4

Now the children are in the snake house.



But look! The monkey's got Tom's sunglasses.

It's time for lunch.



The monkey has got Tom's lunch box. The teacher is very cross now.

Look behind you, monkey!



The monkey is in the cage again and it's time to go back to school.



9 Role-play your favourite scene. 😊 😞

Stop and think!

Think about the story and answer.


It was hard to understand because...

I need help with...

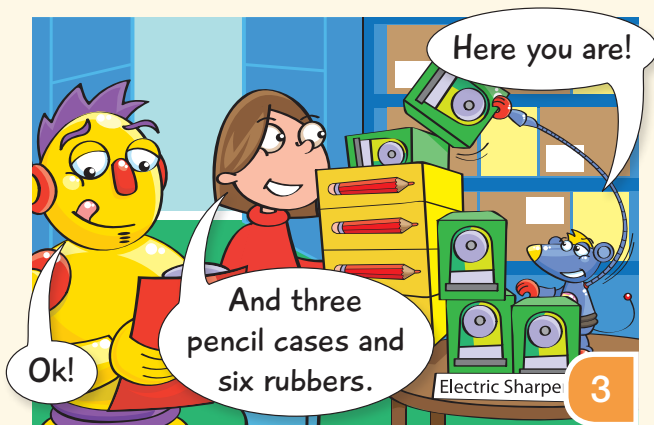
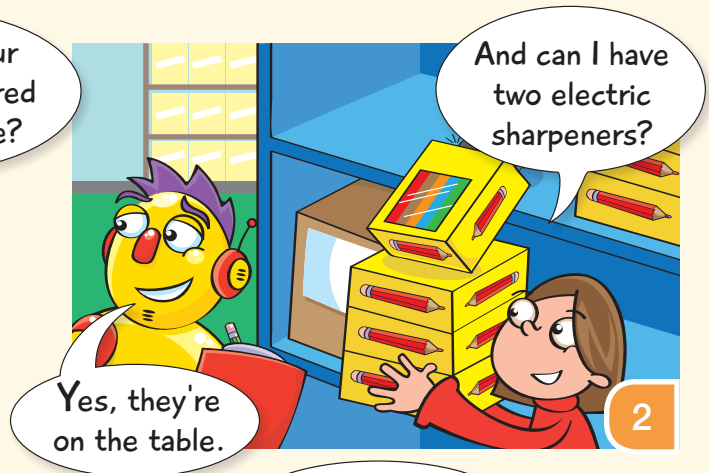

I understand. I can help my classmates.

Lesson 2 Beep's world

10 What school objects can you see in the story?

11 Read and listen. 

What does the girl want to buy?




12 Read and answer in your notebook.



a. How many pencils does  have?

b. How many rulers does  have?

13 Read and say True or False.



a. The girl wants three pencils.

True ✓

False ✗



b. The girl has got 4 boxes of coloured pencils, two sharpeners, and six rubbers.

True ✓

False ✗



c. The girl wants three sharpeners.

True ✓

False ✗



d. The girl has got three rulers.

True ✓

False ✗

Reflect!

- Is it good to help others? Why?
- In which situations do you help your friends and family?



14 Look and answer.



Are the children sitting correctly?



Is the boy being honest?



Are the children respecting the boy?

15 Make a poster.

respect tolerance
honesty kindness school
love friendship



Reflect!

- How can you help someone who is being bullied?
- What can you do to have a better classroom?



Think back!

16 Play with your classmates.



Start!



How old are you?

Say part of the A B C ...

Answer: Have you got a



Say part of the A B C ...

Where's the pen?



Spell!



Where's the pen?



Name something that is on your desk.

Say the tongue twister!

Put a pencil under a book.

Name two things you like about school.



Finish!

Where's the



Oh no! You're late to class. You miss one turn.


Name three good qualities to have in class!


Spell!



Unit 2 Busy morning!

Presentation

1. Look and answer.
 - a. What's the first thing you do in the morning?
 - b. What's the last thing you do in the night?
2. Listen and sing.  14



have a shower



brush my teeth



get dressed



get up



go to school



have breakfast

Unit goals

- Talk about daily routines.
- Tell the time.
- Play a game.
- Sing songs and chants.

Lesson 1 Practice

1 Listen, read, and role-play. 15

Mum: Hello Olga, get up, please!

Olga: What time is it?

Mum: It's **eight o'clock**.

Olga: OK, Mum.

Mum: Olga, go to school, please!

Olga: What time is it?




Mum: It's **half past eight**.

Olga: OK, Mum, bye!

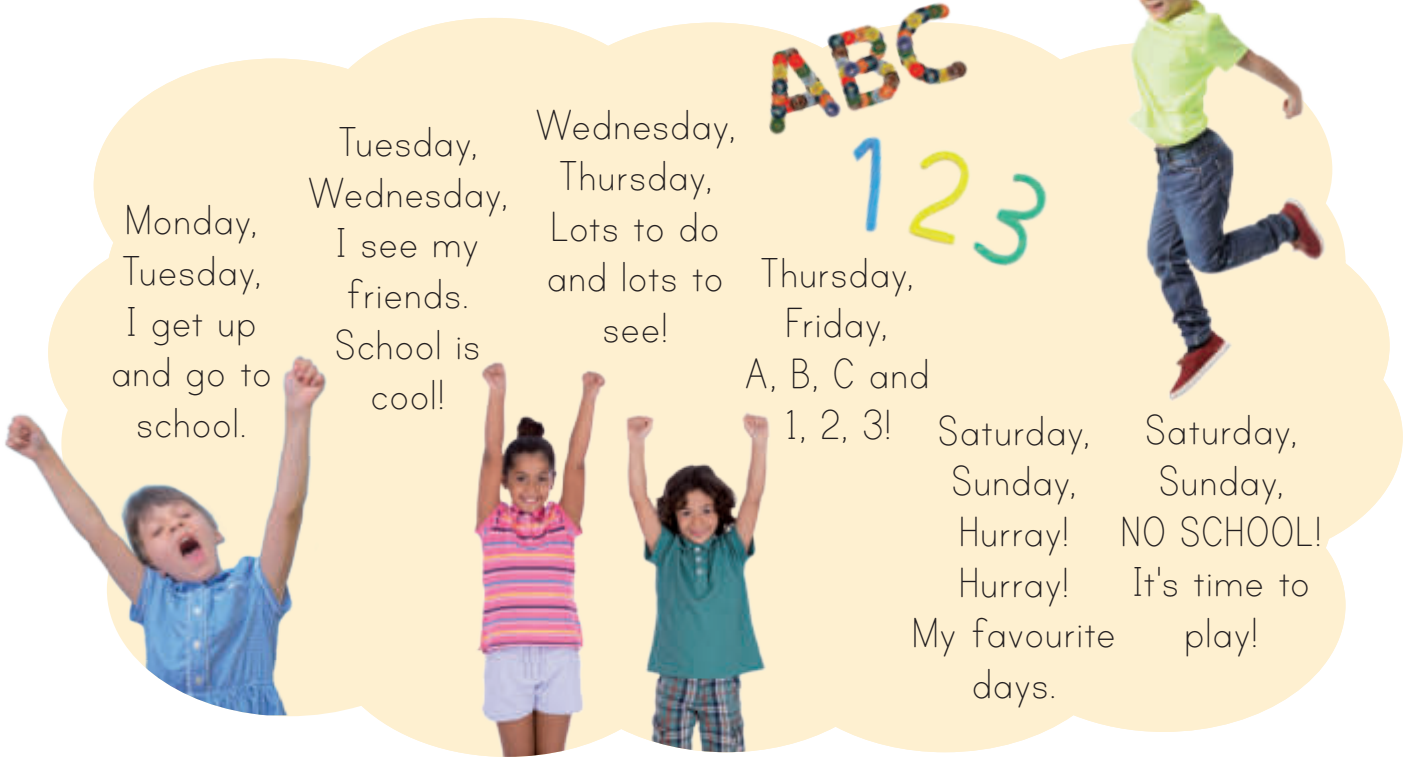
Mum: Bye, Olga!



2 Listen, point, and say the clock. 16



3 Read and sing.  17



Monday,
Tuesday,
I get up
and go to
school.

Tuesday,
Wednesday,
I see my
friends.
School is
cool!

Wednesday,
Thursday,
Lots to do
and lots to
see!

Thursday,
Friday,
A, B, C and
1, 2, 3!

Saturday,
Sunday,
Hurray!
Hurray!
My favourite
days.

Saturday,
Sunday,
NO SCHOOL!
It's time to
play!

ABC
123

4 Look and say. 



Monday / go swimming.
Thursday / go to school.
Saturday / have pizza.
Sunday / play football.



On Monday,
I go swimming.

Lesson 1 Production

5 Read and role-play.

Monday	Tuesday	Wednesday	Thursday	Friday	Saturday	Sunday
  play football	Say what you do on this day!	  play the recorder	  go swimming	Say what you do on this day!	  listen to music	Say what you do on this day!



On Wednesday, I play the recorder at three o'clock.

On Monday, I play soccer at five o'clock.


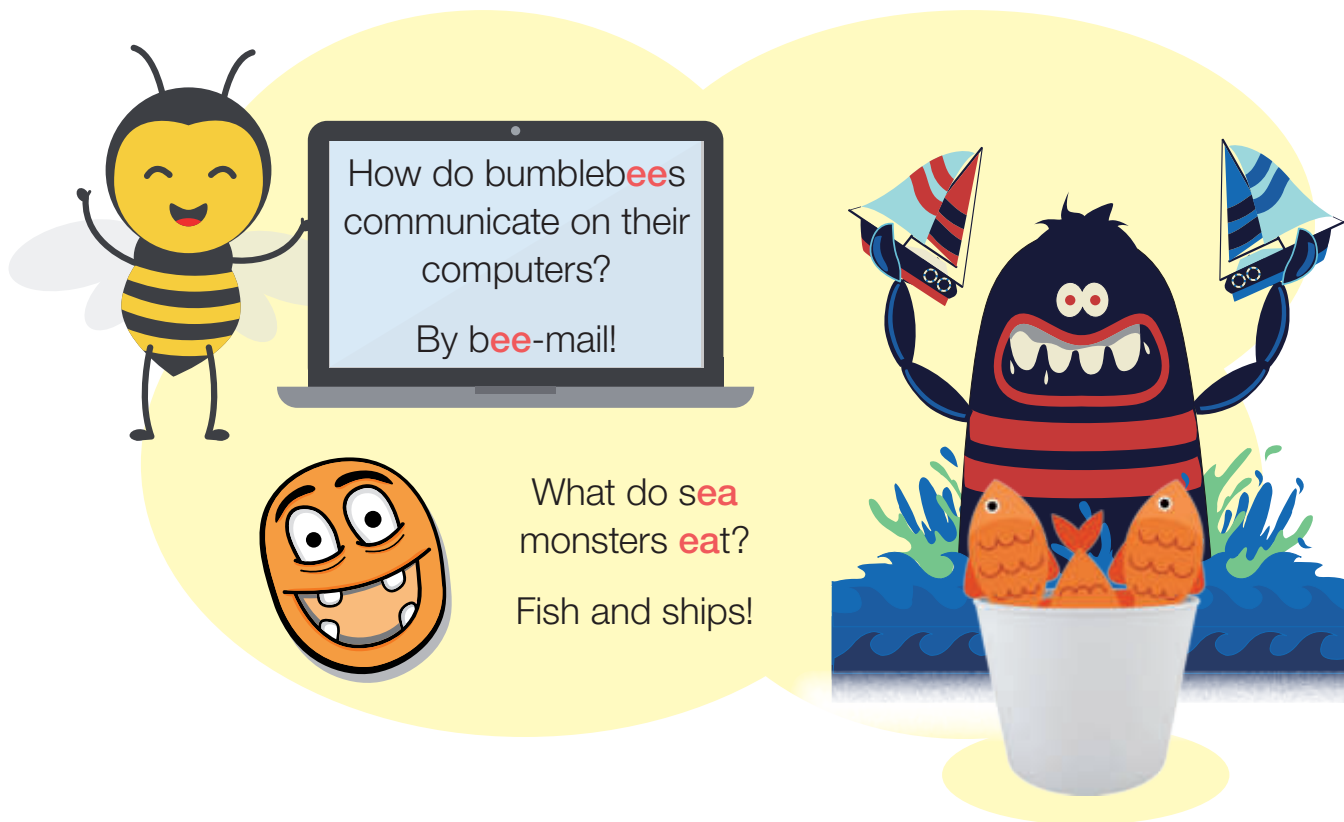


6 Make your own timetable.


On Friday, I dance ballet at five o'clock.



Sounds

7 Listen and say.  18

What do sea
monsters eat?
Fish and ships!

8 Read, listen, and say.  19

Amy the bee likes to swim in the sea, drink hot tea, and eat seeds. She keeps her seeds in a tree and eats them under a leaf. What a lucky bee!



Find and say!



9 Read and listen to the story. 20

What day is it in the story?

Lucy has got a new watch. It can talk.



It's morning.





Lucy's new watch is very clever.




Tom is still asleep.





Tom and Lucy look for Mum and Dad in the living room.



Tom likes Saturday. There's no school!

10 Write Lucy's routine.



Stop and think!

Think about the story and answer.


It was hard to understand because...

I need help with...


I understand. I can help my classmates.


Lesson 2 Beep's world

11 What do you think happens in the story?

12 Read and listen.  21

Count the ways Beep tries to fall asleep.



13 Help Robby put Beep's story in the correct order. 

He reads a magazine
but still can't sleep.


Beep can't sleep.



Beep eats an ice cream
and falls asleep.

Beep counts sheep
but still can't sleep.

Now it's time
to wake up!

14 Tell a different ending to the story. 

It's half past six and Beep's asleep. Shhh!



Then, Robby
makes breakfast
and wakes up
Beep!



Reflect!

- What do you do when you can't sleep?
- Why is it important to sleep well?



15 Read about Michael's daily routine.

My daily routine!

7:00: get up

7:30: have a shower

8:00: have breakfast

8:30: go to school

1:00: have lunch

5:00: play on the computer

11:00: go to sleep

16 Write a better routine for Michael. Use the words from the box. 

eat a healthy breakfast go to sleep early
brush my teeth eat fruits and vegetables
do exercise

Reflect!

- What healthy habits do you practise every day?

Think back!

17 Play with your classmates.



What time is it?



What is the day after Wednesday?

I _____ to _____ at _____



It's Saturday!
go forward one space.

What time is it?



Say the days of the week!

Say the time!
5:30

Finish!



Start!

What time is it?



I _____ at _____.



Find your pencil! Go back three spaces.

What day is it today?



I _____ at _____



Step on the bus! Go forward two spaces.



I _____ my _____ at _____



Unit 3 Story world

Presentation

1. Look and answer.
 - a. Which is your favourite character? Why?
 - b. Choose a character and role-play. 😊 😞
2. Listen and sing. 🎧 23



giant



dwarf



pirate



witch



dragon

prince

princess

superhero

Unit goals

- Read short dialogues.
- Listen to a story.
- Play a game.
- Talk about characters.

1 Listen, read, and role-play.



Karim: Look at the **giant**. He's tall.

Olga: Yes, and look at the **dwarf**.
She's short.

Karim: Can you see the **pirate**?
He's fat.

Olga: Yes! Look at the **witch**.
She's thin.

Karim: I like the **superhero**!
She's strong.

Olga: I don't like the **dragon**.
He's scary.

Karim: Am I scary, Olga?

Olga: No, Karim. You aren't scary!



2 Role-play and guess.



3 Listen and chant.

This is the witch.
She's got a cat.
Her nose is big.
Her hat is black.

This is the princess,
She's got a crown.
Her shoes are red,
Her hair is brown.

This is the prince,
And his horse too.
His arms are strong,
His eyes are blue.




4 Read and say **A** or **B**.



1. Her hair is green.
2. His kite is blue.
3. Her shoes are orange.
4. His jacket is purple.
5. Her cat is white.
6. His book is green.
7. Her hair is red.
8. His jacket is orange.

5 Describe your favourite character.

6 Look, describe, and guess. 

Who's coming to Lucia's birthday party?




Her dress is black. She's tall.


She's your mum!



Lucia's birthday party



Sounds

7 Listen and say.  26

I like pirates, mice, and pies.
 Mike likes bikes, giants, and kites.
 Last night, Spike the giant got Mike's bike,
 so Mike cried and cried.
 Spike the giant loves bikes and kites,
 What do you like?

8 Play Chinese whispers. 

a. Use these words to tell a secret!

cry rice I blue my bike Chinese
 pirate giant They like lemon pie sky

b. Pass the secret!



I like Chinese
 bikes and
 lemon pie!

Find and say!



9 Read and listen to the story. 27

What happens to the castle?

The children are in the school play. It's *Sleeping Beauty*.

Karim is in the play. This is his sister, Salma.

1

The princess lives in a big castle.

Ah, Olga is the princess.

Look at her dress!

2

Here's Lucy. She's the witch.

Go to sleep, Princess!

Oh no! She's scary!

3

The princess is sleeping. Look, now there are lots of trees.

It's Tom. He's the prince.

And Karim is his horse! He's funny!

4

The prince is cutting down the trees with his sword.



Oh no! Olga is really asleep.



Please wake up, Princess!



Where am I?



10 Write three sentences about the story.



Stop and think!

Think about the story and answer.


It was hard to understand because...

I need help with...

I understand. I can help my classmates.

Lesson 2 Beep's world

11 Look at the pictures. Which is your favourite?

12 Read and listen.  28

Who are the superheroes of the story?



Beep and Robby are at a fancy dress party. They're wearing cowboy costumes.



Robby sees the pirate taking a necklace.

Oh no! What a bad pirate!



Now he's taking her bag.

I've got an idea!

Beep stops the pirate with his lasso.



Ok! I've got you now!

Now Beep and Robby are heroes... Superheroes!



Wow! Fantastic costumes!

It's not a costume. We are the police!



Thank you, Beep!

13 Now, choose a title for the story.

Beep and Robby's
costumes.

Beep and Robby
are heroes.

The best fancy dress
party.

14 Read and write the pictures.



Beep is sleeping after the party.

He dreams and sees a  .

He dreams of the bad  . He stops

him using his  .

Then, they call the  and stop the

bad  . Good job!

Reflect!

- Imagine you're in Beep's situation. What can you do to help?






15 Complete the superhero story with your class.



It's a normal day in the city...



Reflect!

- Can you think of any real life superheroes?

Think back!

16 Play with your classmates.



Name two scary characters.

Walk like a giant!

After this unit, I can...

Start!



What is green, big, and scary?

Describe a witch!

What is green, big, and scary?

Spell!

P I _ _ _ _

Walk like a dwarf!

Name a new word you learned in this unit.



Spell!

W I _ _ _ _

Act like a pirate!



Finish!

Name and describe the character.




Say the colour of your eyes.

Repeat a verse from the tongue twister.

What do you like about this unit?

It's review time!

1 Play with a classmate. 

Student A

1. What's this?



2. What time is it?



3. What day comes next? Monday, Tuesday, _____?

4. Where's the cat?



5. Complete the sentence: I _____? at 7 o'clock.



6. Is he tall?



Student B

1. Where is the plant?



2. What day comes next? Thursday, Friday, _____?


3. What time is it?



4. What's this?



5. Complete the sentence: I _____? at half past 8.



6. Is he strong?



START	Ask: What time do you have breakfast?	Say! 	Touch a school bag!
Act! 	Say! 	What time is it? 	Say the tongue twister from Unit 3! 
Touch a ruler	Is she scary? 	What day is it tomorrow?	Say your morning routine.
Where's the cat? 	Have you got a green schoolbag? 	Say!	Put a book behind the door.
What's your favourite day? 	Is she fat? 	Say!	FINISH!





TUESDAY

WEDNESDAY

SUNDAY

FRIDAY


SCHOOL

B

Unit 4

Sports

Presentation

1. Look and answer.
 - a. What are the children doing?
 - b. What is your favourite sport? Why?
2. Listen and sing.  30





skiing



swimming



gymnastics



football

Unit goals

- Talk about sports.
- Talk about abilities.
- Talk about likes and dislikes.
- Understand a story.

1 Listen, read, and role-play. 31

Tom: Do you like photos, Olga?

Olga: Yes, I do. Is this your family?

Tom: Yes, look at my mum. She likes **gymnastics**.

Olga: Oh yes, but your dad doesn't like **skiing**!

Tom: No, he can't ski. Look, my sister likes **rollerblading**.

Olga: Here's your grandad. He likes **tennis**.








Tom: And this is my granny.

Olga: She doesn't like **football**.

Tom: No, she isn't happy. Poor granny!



2 Listen and write the name. 32

	 Lucia	 Juan	 Sofia	 Pablo
	✓	✓	✗	✓
	✓	✓	✓	✗
	✗	✗	✓	✗

3 Look and say with a classmate. 

She doesn't like skiing.




Sam



Helen



Joe



Paula



Erica



Greg




Tina



Ben

Tina!

4 Talk about your family. 

This is my brother Tom. He can't ski, but he can ride a bike.






Lesson 1 Production

5 Read and complete.

My name is Sara. I like **1**  . My favourite sport is swimming,

but I can't swim yet. I can **2**  . This is my friend Rosie.

She likes **3**  . She can swim but she can't **4**  .

She doesn't like **5**  .

This is Mike, he is my brother.

He can **6**  .

He likes **7**  .



6 Read and write about your friends.



7 Listen and say. 33

What's a frog's favourite exercise?

Jumping **J**acks!



Johnny likes **j**am.

Johnny likes **j**uggling.

But he can't eat **j**am and
practise **j**uggling!



8 Now, make a joke with your friends using the words from the box.

Jane

orange

Jack

jog

juggle

John

jump

jelly

Find and say!



9 Read and listen to the story. 34

What can Lucy and Tom do very well?



The football starts soon. Oh no, we're late!

1

It's Sports Day. Karim is in the football team. Olga is in the gymnastics competition. Lucy is in the cycling race and Tom is in the rollerblading race.



What's this?
It's a football shirt.

Oh no! You've got Karim's bag. Don't worry! I've got an idea.

2



Oh no! This isn't my bag.

It's OK, Karim. I can help.

3

Tom has got an idea.



Look at Lucy! She can ride fast.

Oh no! It's nearly two o'clock. The football match is starting.

4



10 Who's your favourite character?

Stop and think!

Think about the story and answer.


It was hard to understand because...

I need help with...

I understand. I can help my classmates.

Lesson 2 Beep's world

11 Do you think Beep likes snow? Why?

12 Read and listen.  35

Why is Beep worried?

Beep and Robby are in the mountains.
Robby likes skiing.



Beep doesn't like skiing but Robby can ski
very fast.



Look at Robby!
He can jump!



Look at Robby! He can ski on one leg!





Robby can ski very fast!



Look at Robby now!
He can fly!



13 Change these parts of the story so that Beep can learn to ski.



14 Read and write the correct sentences.



a	Beep can ski.
b	Robby likes skiing.
c	Beep is worried about Robby.
d	Beep likes skiing.
e	Robby can ski very fast.

Reflect!

- Think of something you can't do. Who can help you learn it?



15 Follow these steps to do a relay race.



1
Make teams.

2
Write 10 sentences with the words from the boxes.

likes do like
can can't



tennis gymnastics swim
basketball skiing cycling
rollerblading football

3
Give them to your teacher.

4
Take turns to role-play the sentences.


5
Run to write them on the board!



Reflect!

- Why is it important to work as a team?

Think back!

16 Play with your classmates. 

Start!

Say a word with **j** sound.

Tell a joke!



What's the sport?

He can / can't ski.



She can / can't swim.

Role-play:
Tennis

Role-play:
Gymnastics

Finish!



He _____

What's the sport?



Go back two spaces

Go back two spaces

What's the sport?



Go forward one space





He _____

Role-play:
Cycling

Unit 5 Nature park

Presentation

1. Look and answer.
 - a. Name all the animals.
 - b. What is your favourite animal?
2. Listen and sing.  37
3. Look and say. 
 - It's big and brown!
 - The bear!



butterfly



fish



bear



spider



eagle

squirrel

snake

wolf

Unit goals

- Describe wild animals.
- Ask about what animals can do.
- Sing songs and chants.
- Listen to a story.

Lesson 1 Practice

1 Listen, read, and role-play. 38

Lucy: What's the animal, Karim?

Karim: Has it got **legs**?

Lucy: Yes, it has.

Karim: Has it got **wings**?

Lucy: No, it hasn't.

Karim: Has it got a **tail**?

Lucy: Yes, it has.

Karim: Has it got **claws**?

Lucy: Yes, it has.

Karim: Is it a squirrel?

Lucy: Yes, it is! Look!



2 Play a game.




3 Listen and chant. 

A fish can swim.
Oh yes, it can!
A fish can swim all day,
But can it climb in a tree?
No, it can't.
No way!

A squirrel can climb.
Oh yes, it can!
A squirrel can climb all day,
But can it fly in the sky?
No, it can't.
No way!

An eagle can fly.
Oh yes, it can!
An eagle can fly all day,
But can it swim in the lake?
No, it can't.
No way!

4 Play with your classmates. 

No, it can't.

Yes, it can.

Can it fly?

Can it swim?



Lesson 1 Production

5 Read and complete the dialogue.




- **Susan:** I'm thinking of an animal! Guess!
- **Chris:** Ok! Has _____? wings?
- **Susan:** No, it hasn't.
- **Chris:** _____? trees?
- **Susan:** _____?, it can.
- **Chris:** _____? swim?
- **Susan:** No, _____?
- **Chris:** Has _____? eight legs?
- **Susan:** Yes, _____!
- **Chris:** Is it a spider?
- **Susan:** Yes




6 Write and draw.



It's got a tail.
It hasn't got wings.
It can climb trees.
It can't fly.



Sounds


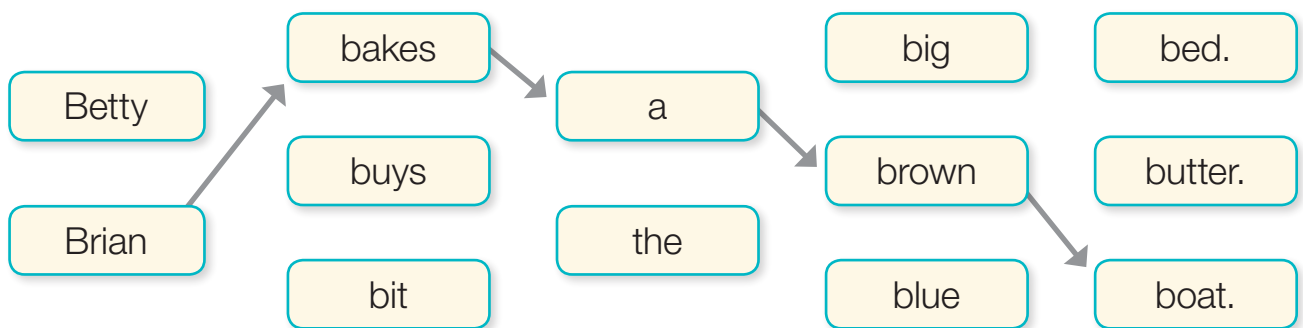
7 Listen and say.  40

A big black bear eats beautiful blueberries.

A big black bug wants the blueberries.

Oh! The big black bug bit the big black bear.

But the big black bear bit the black bug back!

8 Make your own tongue twister. 

Brian bakes a brown boat!



Find and say!



9 Read and listen to the story. 41

What does Olga see in the nature park?

The children are at the nature park.



Olga can see an animal.



Look at the squirrel. It can climb very fast.

Olga can see something scary with her binoculars.





10 Role-play your favourite scene from the story.



Stop and think!


Think about the story and answer.

It was hard to understand because...

I need help with...

I understand.
I can help my classmates.

11 What do you like to eat on picnics?

12 Read and listen.  42

What does the squirrel steal from Beep and Robby?

Beep and Robby are having a picnic.



Squirrels are my favourite animals!


1

Oh no! What is the squirrel doing?



Ah, here's my banana!

2




Where's my sandwich? Robby!

Look at the squirrel. It's got Beep's sandwich.

3

Now it's got Robby's banana.



What a scary wolf!

4


Now the squirrel is eating Robby's banana.



Where's my banana? Beep?


5


It's the squirrel!



Squirrels are NOT my favourite animals!

6

13 What happens to Beep and Robby in the picnic? 

14 Tell the story to your classmates in the correct order. 



15 Change the words in **red** to create a different story. 

Beep and Robby go on a picnic. Robby likes **squirrels**. A **squirrel** from a tree takes Robby's **banana**. The squirrel takes a **sandwich** and runs away. Then a bear appears and steals the **cupcakes**. Robby finds everything behind the **tree**. I don't like **squirrels** anymore!

Reflect!

- Do you think it's important to keep our food away from animals? Why?



16 Read and listen to the information about bears.  43


Bears

Bears are large mammals. They have big bodies, strong and thick legs, a long snout, shaggy hair, paws with claws, and a short tail.

Bears have a large brain and they are very intelligent.

Bears eat mostly fish and meat. They live in forests, deserts, and grassy areas.


They can run very fast. They can swim and climb.

17 Read and answer. 

What is the text about?

What do bears eat?

Where do bears live?

18 Tell your classmates about your favourite animal. 




My favourite animal is the elephant. It's large and it has very good memory!

Reflect!

- How did you find the information?
- What do you like about your favourite animal?

Think back!

19 Play with your classmates. 


Start!

Name an animal that can fly.



_____ it fly?

What's this?



_____ climb trees?



Player 1: Think of an animal.
Player 2: Ask your partner three questions to discover it!



What's this?



Describe the animal.

Go back two spaces!

Say a word with b sound!



_____ got claws?

What's this?



Go forward one space!

Go back two spaces!



Describe the animal.



Say your tongue twister!

Finish!

Unit 6

After school fun!

Presentation

1. Look and answer.
 - a. What are the children doing?
 - b. What's your favourite activity?
2. Listen and sing.  45
3. Role-play and say. 



gardening



dancing



reading



playing cards



playing the guitar



doing puzzles



making models

singing



Unit goals

- Describe actions.
- Say the parts of the house.
- Ask "Where's grandma?"
- Sing songs and chants.



1 Listen, read, and role-play.



Lucy: Tom, what's Grandad doing?

Tom: He's **making models**.

Lucy: What's Mum doing?

Tom: She's **playing the guitar**.


Lucy: What's Granny doing?

Tom: She's **doing a puzzle**.

Lucy: And Dad? What's Dad doing?

Tom: He's **reading**. And what are you doing?

Lucy: I'm drawing you!



2 Guess and say.



Lucy



Olga



Karim



Emma




Playing cards!
Emma likes
playing cards.



3 Listen and chant.  47

Where's Dad?
He's in the bathroom.
Where's Mum?
She's in the car.
Where's Salma?
She's in her bedroom,
Playing the guitar!
Where's Granny?
She's in the kitchen.
Where's Grandad?
He's in the hall.
Where's Karim?
He's in the garden,
Playing basketball!




4 Read and play. 



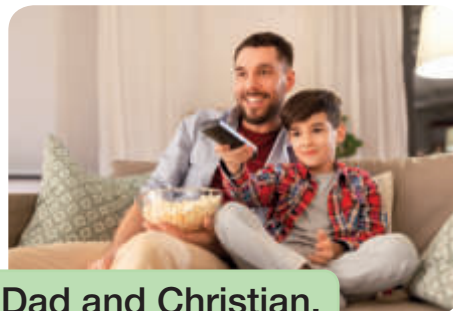
Grandad and Jim.



Mum and Diego.



Mum and Lucy.



Dad and Christian.

Where's Grandad?

5 Make a story.  



This is my granny.
She's dancing in the garden...
Oh! She's not here now.
Where's granny?
She's in the bedroom.
She's playing cards...



Sounds


6 Listen and say.  48

Why couldn't the **g**host see his parents?

Because they were trans-**g**parents.



HAPPY HALLOWEEN



Why did the **g**irl cross the play**g**round?

To **g**et to the other slide!



slide

7 Complete the story with the words from the box.  

Garret the **?** likes **?** fog

He plays all day long.

Oh no! **G**arret the **?** suddenly **g**ets lost.


He barks and barks, and finally sees a **?** shape.

His friend **?** riding his **g**reat bike!

He gives him a pat and says

“Come home, **G**arret! You got lost a**g**ain!”

dog green great
grey dog Gary



Find and say!



8 Read and listen to the story. 49

What are Dad and Salma doing?

The children are playing hide and seek.



Here's Dad. He's making a model.



Here's Mum. She's gardening.



Here are Olga and Lucy.



Here's Salma. She's playing the guitar.



Here's Grandad. He's playing cards.



Oh no! They can't find Tom!



It's Tom! He's in the cupboard.



9 Where does Karim look for Tom?

Stop and think!

Think about the story and answer.


It was hard to understand because...

I need help with...

I understand.
I can help my classmates.


Lesson 2 Beep's world

10 Look at pictures 1 and 2. What do you think is going to happen?


11 Read and listen.  50

Why does Robby look like a flower in picture number six?

Beep and Robby are playing cards.



What a clever trick!



Oh no! What's Robby doing?



Look at Robby. He's a flower.



12 Choose a title for the story.

Robby's
big sneeze

Beep makes
a model

Beep and Robby are
taking pictures

13 Read and write the sentences in the correct order.



Beep / and / Robby /
cards / playing / are.

Robby's / model / making / a.

photo / a / taking / Beep's.

Beep / Robby's /
likes / photograph.

14 Read and say True or False.

a. Beep's making a model.

True ✓

False ✗

b. Robby likes making models.

True ✓

False ✗

c. Robby sneezes and the model falls down.

True ✓

False ✗

15 What other picture can Robby make with cards?



Reflect!

- Do you play cards with your friends or family?
- What other games do you know?



16 Make a collage about your favourite activities.

a. Cutout pictures and stick them on cardboard paper.



b. Put the posters on the floor facing down.




She likes singing and doing puzzles... It's Cindy!

c. Choose one and guess whose poster it is.

Reflect!

- How do you know what your classmates like?
- How can you know and respect your friends better?

Think back!


17 Play with your classmates. 

Start!

What's this?



What's she doing?



Role-play an activity!

Go back two spaces!

Where's Dad?



Play the guitar!

Say a word with the **g** sound

He's...




Finish!

What's this?



Role-play your favourite activity!

Sing!




Go back two spaces!

Dance!


What's he doing?

It's review time!

1 Look and say True or False. 

					
	✓	✓	✗	✓	✗
	✗	✓	✓	✗	✓


- a. He likes tennis.
- b. She doesn't like cycling.
- c. She likes swimming.
- d. He likes football.
- e. She likes rollerblading.
- f. He likes swimming.

2 Read and answer with a classmate. 

✓ = Yes, it has.
✗ = No, it hasn't.

- a. Has it got wings?
- b. Has it got legs?
- c. Has it got a tail?
- d. Has it got claws?



3 Read and role-play. 

What's Ruth doing?



She's playing the guitar.



4 Read and play.



Say!

She likes...

Can it fly?

He's in the...

He doesn't like...

Can it run?

Say!

What's he doing?

She's in the...

What's she doing?

Say!

She doesn't like...

What's he doing?

Can it climb trees?

Say!

What are they doing?





Unit 7

Transport

Presentation

1. Look and answer.
 - a. What do you see?
 - b. What form of transport do you use to get to school?
2. Listen and sing. 🎧 52
3. Say and spell.
 - How do you spell boat?
 - B-O-A-T





Unit goals

- Talk about different means of transport.
- Count up to a hundred.
- Follow a story.
- Say a tongue twister.

1 Listen, read, and role-play.



Prince: Is your car **old**?

Princess: No, it isn't. It's **new**!

Prince: Is it **slow**?

Princess: No, it isn't.

Prince: Oh! Is it **fast**?

Princess: Yes, it is.

Prince: Is it **big**?

Princess: No, it isn't. It's **small**.

Prince: Is your car **green**?

Princess: Yes, it is! Do you like it?



2 Read and role-play.



Is it old?

No it isn't.

Is it the plane?

Yes, it is!



3 Listen, point, and say. 🎧 54



What's this?
It's slow and
yellow.

The bike!



4 Spin and say. 👤🗣️



5 Listen and chant. 

Ten, twenty,

Racing cars.

Thirty, forty,

Going far!

Fifty, sixty,

Fast and slow.


Seventy, eighty,


See them go!

Ninety and a hundred,


Little racing cars.





6 Read, count, and write. 



buses




There are twenty cars.



boats

Sounds



7 Listen and say.  56



Trevor travels by tractor.



Trudy travels by plane.



But my friends Travis and Tracy.
Like to travel by train.



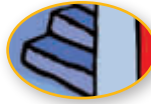
8 Read and role-play. 

Who travels
by train?





Travis and
Tracy.

Find and say!



9 Read and listen to the story. 57

Why do Olga and Karim miss the boat?





10 What do you do when you get lost?

Stop and think!

Think about the story and answer.


It was hard to understand because...

I need help with...

I understand. I can help my classmates.


Lesson 2 Beep's world

11 Which means of transportation can you see?

12 Read and listen.  58

Why are Beep and Robby at the car wash?

Beep and Robby have got a new car.



Oh no! The car is dirty now.



Beep and Robby are at the car wash.



Oh no! The windows are open!



Now the car is clean. Beep and Robby are clean too!




13 Order the dialogue.



This is very slow!

Close your windows!



**Let's go to the car
wash!**

14 Imagine your car is dirty. Write an anecdote about it.




At weekends, my sister and I wash our family's car. We play with water and we end up completely wet!



Reflect!

- Do you think it's safe to drive fast in the city?
- What can we do to avoid accidents?




15 Order the numbers and discover the picture.



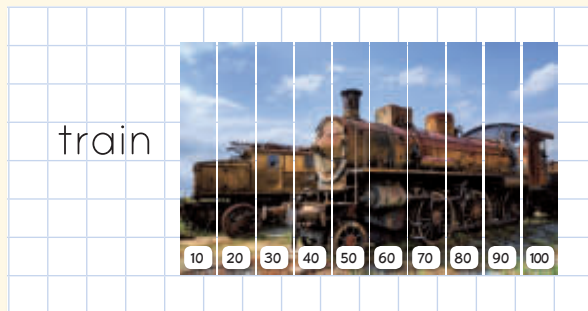
Step 1 Cut.



Step 2 Order.




Step 3 Paste and write.



Reflect!

- Did you enjoy the project? Why?
- Where do you order numbers in real life?

Think back!

16 Play with your classmates. 

Start!

Say 2 transports that travel by water.



What's this?

Say what comes next:
40, 50 ...



Describe.

Is it old?



Say 2 transports that fly.

Spell.



Say a word with tr sound.



Describe.

Spell.



It's old.
It's black.
It has many wheels.
What is it?



Finish!

Is it new?





Say what comes next:
70, 80 ...

It's red, it has two wings and it can fly.
What is it?



Unit 8 Summer fun

Presentation

1. Look and answer.
 - a. What are the children doing?
 - b. What's your favourite activity?
2. Listen and sing.  60
3. Role-play and say. 



taking photos

playing frisbee

camping

snorkelling



surfing

eating ice cream

sailing

making sandcastles

Unit goals

- Learn about summer activities.
- Make plans with a friend.
- Play a game.
- Sing songs and chants.

1 Listen, read, and role-play.

Karim: Salma, do you like **surfing**?

Salma: No, I don't.

Karim: Do you like **playing frisbee**?

Salma: No, I don't.

Karim: Do you like **making sandcastles**?

Salma: No, I don't.

Karim: Do you like **eating ice cream**?

Salma: Yes, I do.

Karim: Do you like chocolate or strawberry ice cream?

Salma: I like chocolate and strawberry ice cream!



2 Read and role-play.





Do you like making sandcastles?

Yes, I do!



- | | |
|----------------------------------|-------------------------------|
| a. Do you like reading comics? | d. Do you like singing songs? |
| b. Do you like camping? | e. Do you like dancing? |
| c. Do you like eating ice cream? | |

3 Listen, read, and point.  62

In summer, I go to the beach with my family. I like making sandcastles and snorkelling.



In summer, I go to the mountains with my dad. I like camping and eating sausages.



In summer, I go to a water park with my friends. I like swimming and playing in the water.





In summer, I go to an aquarium with my granny. I like taking photos of the dolphins.



Lesson 1 Production

4 Listen and say the letter.  63



5 Play three in a row and say. 


I don't like surfing.



I like taking photos.



Sounds

6 Listen and say.  64

Sarah likes sailing,
and snorkelling too.

Sally likes surfing.

What about you?



Sam likes the summer,

Sun, castle, tan.

Sam, Sally, and Sarah,
they're all having fun.



7 Learn the riddles and say. Find the missing information.

It has roots that
nobody sees.
It's taller than trees.
Up, up it goes.
But it never grows.
What is it?
A mountain!

It's red or blue.
It has no mouth, but eats
many things.
It fears water, but not
the wind.
What is it?
It's f _ _ _!

Find and say!



8 Read and listen to the story. 65

Why is Dad dressed like a shark?

The children are camping next to the beach.

1 Catch!

Lucy and Olga are playing frisbee. Tom is making a sandcastle. Karim has got his camera.

The next day...

2 Hey! It's a spaceship!

No, it's a frisbee!

Tom has got an idea.


3 Look at Karim's photo, Dad! It's a spaceship.


Oh no!

Later that day...

4 Aaah! It's not a spaceship. It's a frisbee!

Now Dad has an idea.



9 Draw and copy your favourite scene. 

Stop and think!


Think about the story and answer.


It was hard to understand because...

I need help with...




I understand.
I can help my classmates.


Lesson 2 Beep's world

10 Guess what happens to Beep. 

11 Read and listen.  66

What sculptures can you see?



12 Find the wrong word and change it for the correct one. 



: Listen, Robby! There's a ~~market~~ tomorrow.



: Listen, Robby! There's a ~~competition~~ tomorrow.




: Oh look Robby! It's a train!



: Oh look at the doctor.



: Oh no! What is the monkey doing?

13 Order the sentences. 

Robby is the winner!

What is Robby doing?

Beep and Robby are at the beach.

The sculptures are very good.

Reflect!

- Do you think it is correct to cheat?



14 Play camping charades. 

You will need:



tape



pencil



piece of paper

Follow the instructions:

1. Make a circle with your friends.
2. Write the name of one of your favourite animals.
3. Paste it on the forehead of the person to your right.
4. Ask and guess.
5. You can only answer with yes or no!
6. If the answer is yes, you can ask another question.



Reflect!

- Why is friendship important?

Think back!

15 Play with your classmates.



Start!

What's this?



I don't like...



Is he surfing?



Do you like singing songs?

Go two spaces forward.

Say two words with the **s** sound.

I like...



Do you like eating ice cream?

Is she sailing?



I don't like...



I like...



What's this?



Is she playing frisbee?

Finish!

You miss a turn!

Do you like camping?



It's review time!

1 Read and say.

- a. It's big and old, and it's orange and white.
- b. It's new and fast.
- c. It's old and fast, and it's red.
- d. It's small and slow.



2 Read and ask a classmate.



- a. Do you like sailing?
- b. Do you like camping?
- c. Do you like reading comics?
- d. Do you like taking photos?
- e. Do you like dancing?
- f. Do you like surfing?

3 Read and write about you.



Hello, my name's Eva. I'm nine.
I like snorkelling and surfing.
I don't like playing frisbee.
My favourite sport is swimming.

Bye!



4 Read and play.




Say!



$20 + 40 =$

Is it old?



Twenty
Thirty
???

Say!
30 40
50

Is it fast?



Say!



Do you like playing frisbee?



Do you like making sand castles?



Is it new?



$100 - 30 =$

Do you like surfing?



$50 + 40 =$

Say!



fifty
sixty
?

Say!





This is the end of the school year.
Go to page 62 of the
Activity book to complete your
Language Passport.

