

Student's Book

Get ready with English 1

English 1st grade

PDF exclusivo

para uso
Ministerio de Educación
Propiedad Santillana - Noviembre 2020



Brendan Dunne - Robin Newton

Teddy Bear



Giraffe

Orange



Train



Edición especial para el Ministerio de Educación.
Prohibida su comercialización.



Richmond

PDF exclusivo

para uso

Ministerio de Educación

Propiedad Santillana - Noviembre 2020

English

PDF exclusivo

para uso

Ministerio de Educación

Propiedad Santillana - Noviembre 2020

1st
grade



Student's book

Brendan Dunne

B. Mus. University of Wales
PGCE, Roehampton Institute

M.A. in Teaching English to Young Learners, University of York

Robin Newton

B. Sc. in Social Policy, University of Bristol
PGCE, Roehampton Institute

M.A. in Teaching English to Young Learners,
University of York

Familia tipográfica: Helvetica Neue LT / Playtime WHT / Print

English 1st Grade has been adapted from the course Beep by Richmond under the direction of

RODOLFO HIDALGO CAPRILE

Editorial team:

Deputy director: Cristian Gúmera Valenzuela

Senior editor: Marcelo Cárdenas Sepúlveda

Editor: Manoli Camacho Ángeles

Editorial assistant: María Constanza Casacuberta

Authors: Brendan Dunne

B. Mus. University of Wales
PGCE, Roehampton Institute
M.A. in Teaching English to Young Learners,
University of York

Robin Newton

B. Sc. in Social Policy, University of Bristol
PGCE, Roehampton Institute
M.A. in Teaching English to Young Learners,
University of York

Collaborators: Mariana Muñoz Zolotoochin

Javiera Palma Dabed
María Angélica Stuvan
Andrés Herrera
Victoria Jackson

Head of Design department: Verónica Román Soto

Design and layout: Sergio Pérez Jara

Production: Rosana Padilla Cencever

Documentation: Cristian Bustos Chavarría

Music and recordings: Riera Sound, Suena Estudio

Song lyrics: Brendan Dunne and Robin Newton

Illustrators: Alins Illustration: Sonia Alins;
Gloria Celma, Marina Gómez Mut,
Juan Diego Molina Jiménez

Beehive illustration: Moreno Chiacchiera, Jim Peacock

Photos: © Manufacturas Artesanía Española S. L.,
Shutterstock, Getty Images

Quedan rigurosamente prohibidas, sin la autorización escrita de los titulares del derecho de autor, bajo las sanciones establecidas en las leyes, la reproducción total o parcial de esta obra por cualquier medio o procedimiento, comprendidos la reprografía y el tratamiento informático, y la distribución en ejemplares de ella mediante alquiler o préstamo público.

La editorial ha hecho todo lo posible por conseguir los permisos correspondientes para las obras con derecho de autor que aparecen en el presente texto. Cualquier error u omisión será rectificado en futuras impresiones a medida que la información esté disponible.

© 2019, by Santillana del Pacífico S. A. de Ediciones.
Avda. Andrés Bello 2299, piso 10, Providencia, Santiago (Chile).
PRINTED IN CHILE. Impreso en Chile por Quilicura Impresores.
ISBN: 978-956-15-3468-1 – Inscripción n° 310.642

Se terminó de imprimir esta 2ª edición de 200.001 ejemplares, en el mes de septiembre del año 2020.
www.santillana.cl infochile@santillana.com

Santillana® es una marca registrada de Grupo Santillana de Ediciones, S. L. Todos los derechos reservados.

Presentation

Welcome to first grade!



Hello!

Page 8

Unit 1
At school

Page 12



Unit 2
My body

Page 20



Unit 3
My family

Page 28



Unit 4
Perfect
pets

Page 36



Unit 5

My favourite food

Page 44



Unit 6

My toys

Page 52



Unit 7

In the house

Page 60



Unit 8

On holiday

Page 68



Festivals

Page 76

This is your
Student's book!



This is your
Activity book!



You have cut-outs at the
end of your Activity book
to use!



Knowing your book

Hello!

These are the characters
of your book.



Icons



This is your
notebook.



Work with your
classmates.



Role-play and
have fun!



Listen, sing,
or chant!

Activity book
Page 5

This is your
Activity book.

IMPORTANT: Do not write in this book. Do the activities in your personal notebook.

Presentation

Learn new vocabulary.

Unit goals

Unit 1 At school

Presentation

- Count all the school objects.
- Listen, point, and say.

school bag, book, rubber, crayon, pencil, pen, ruler, sharpener, glue, Activia book

Unit goals

- Name school objects.
- Sing songs and chants.
- Listen to a story.

6 Act your favourite scene.

Stop and think!
Read and show a face

I don't understand the story. I need help with the story. I understand. I can help my classmates.

Stop and think! and Reflect!

Evaluate your learning in the **Stop and think!** section.

Think and discuss in the **Reflect!** section.

10 Follow the steps.

a. Look.

b. Count.

c. Say.

6 Six

Reflect!

- Can you see any numbers in the picture?
- Where else do you see numbers?

Think back! and Review

Have fun and learn!

Think back!

9 Play with your classmates.

Draw a ruler. Jump rope. What's that? Is this a mouse? What's that? Sit down with the group. Count the pencils. What's that? Is this purple? What's that? Is this a rubber? Stop your feet. Is this a rubber?

Review

7 Look and play.

What's on my desk?

Think back!
Colour the face that shows your learning of the unit.

I can...			
Name school objects.	😊	😐	😞
Sing songs and chants.	😊	😐	😞
Role-play a story.	😊	😐	😞

Hello!

PDF exclusivo

para uso

Ministerio de Educación

Propiedad Santillana - Noviembre 2020

1 Listen and point. 

Hello! What's
your name?

My name's
Monica.

2 Listen and chant. 

Activity book  5

3 Listen, point, and say. 



4 Sing and point. 

Hello!

1 Listen and point. 6



2 Look and say.



3 Count and say.



4 Say the missing number.

1 2 ? 4 ? 6 7 ? ? 10

5 Write your name.

Stop and think!

Read and show a face.



I don't understand
the activities.



I need help
with the activities.



I understand. I can help
my classmates.

Presentation

1. Count all the school objects.
2. Listen, point, and say. 🎧



book

school bag



sharpener



rubber



pencil



crayon

pen



ruler



glue

Unit goals

- Name school objects.
- Sing songs and chants.
- Listen to a story.

1 Listen and say.



2 Play.



Production

3 Draw and write.

4 Listen and chant. 

Hey, what's this?

Do you know?

It's a  .

No, no, no!

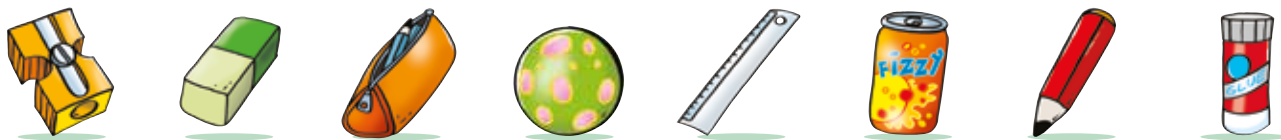
Hey, what's this?

Can you guess?

It's a  .

Yes, yes, yes!


Find!



5 Listen to the story.

Who has the  and the  ?





6 Act your favourite scene. 😊 😞

Stop and think!

Read and show a face.



I don't understand the story.



I need help with the story.



I understand. I can help my classmates.

7 Look. Who's Beep?

8 Listen. 

Where are the children?



9 What's the magic word? Do you use it?

CLIL

PDF exclusivo
para usoMinisterio de Educación
Propiedad Santillana - Noviembre 2020


10 Follow the steps.



a. Look.



b. Count.



c. Say.





Reflect!

- Can you see any numbers in the picture?
- Where else do you see numbers?



head

Presentation

1. Listen, point, and say.  13
2. Listen and chant.  14

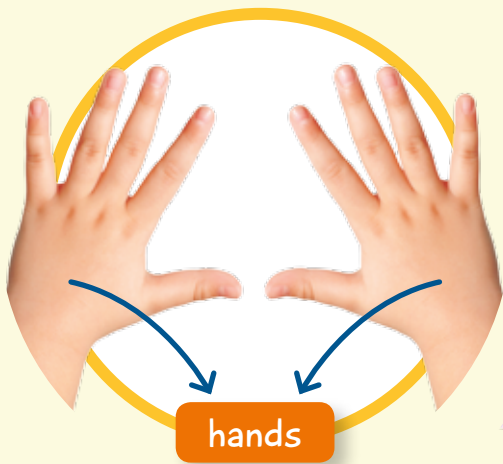


hair

arms

legs


feet



Unit goals

- Say the parts of the body.
- Follow a short dialogue.
- Enjoy a story.
- Sing songs and chants.

1 Listen and role-play.



2 Listen and chant.

All stand up and stamp your feet!
Move your body to the beat!
Wave your arms and touch your nose!
Shake your hands and touch your toes!

Production

3 Sing.  17

I'm Charlie the clown.
Stand up! Sit down!
I'm Charlie the clown.
Look at me!



4 Look and say.

Blue hair.



Find!



5 Listen to the story. 

Where's  ?





6 What happens first?

Stop and think!

Read and show a face.



I don't understand the story.



I need help with the story.



I understand. I can help my classmates.

7 Play a game. 



8 Look and say. 

9 Play with your classmates.



FINISH

Draw a ruler.

Jump!

What's this?

Is this a nose?

What's this?

Count the pencils!

Say a word with the **p** sound!

What's this?

Is this purple?

Stamp your feet!

Is this a rubber?

START

Unit 3

My family



PDF exclusivo
para uso
Ministerio de Educación
Propiedad Santillana - Noviembre 2020

grandad

mum

brother

Presentation

1. Listen, point, and say.  20
2. Listen and chant.  21

dad

granny

sister


Unit goals

- Name family members.
- Say my age.
- Enjoy a story.
- Sing songs and chants.

This is my family.



1 Listen and point. 22



2 Listen and sing. 23

This is my family.
Say "hello" to my family.
This is my family.



Production

3 Count and point.

4 Listen and chant.  24


How old are you?
 How old are you?
 Are you one? Are you two?
 How old are you?
 How old are you?
 Are you three? Are you four?

Find!



5 Listen to the story. 

How old is  ?



5



6



7



8



6 Draw your favourite character. 

Stop and think!

Read and show a face.



I don't understand the story.



I need help with the story.



I understand. I can help my classmates.

7 Point and say.



grandad



granny



granny



grandad



mum



dad



me

8 Draw your family tree. 

9 Now, create your poster.

1 Draw a family member.



2 Write about your family member.



3 Show.





Reflect!

- Is this person important to the boy? Why?



Presentation

1. Listen, point, and say.  27
2. Listen and chant.  28



goldfish

hamster



dog



rabbit





cat



parrot



rat



frog

Unit goals

- Say the name of pets.
- Enjoy a story.
- Follow instructions.

1 Listen and point. 29




2 Listen and sing. 30

Can you guess my pet?
Can you guess my pet?
Is it a hamster?
Is it a rabbit?
Can you guess my pet?

Production

3 Listen, point, and say.




4 Listen and chant.

Find!



5 Listen to the story. 

Who finds the  ?





6 Role-play your favourite scene. 

Stop and think!

Read and show a face.



I don't understand the story.



I need help with the story.



I understand. I can help my classmates.

7 Play a game. 



Is it brown?

Yes, it is.
No, it isn't.



8 Play with your classmates.



FINISH

How old is she?

Is it brown?

Stand up!

Name a family member.

Is this a parrot?

Is this a dad?

What's this?

Jump!

How old are you?

Go to sleep!

Count the family members.

What's this?

Is this a dog?



This is a...


START

The board game is shaped like a snake and is divided into several sections. It features various images and questions. The 'FINISH' section is at the top left, and the 'START' section is at the bottom right. The board is decorated with colorful stripes and includes a ladder icon in several places. The questions and images are as follows:

- How old is she?** (Image of a girl with birthday candles)
- Is it brown?** (Image of a grey kitten)
- Stand up!** (Yellow instruction box)
- Name a family member.** (Yellow instruction box)
- Is this a parrot?** (Image of a red parrot)
- Is this a dad?** (Image of a woman)
- What's this?** (Image of a hamster)
- Jump!** (Yellow instruction box)
- How old are you?** (Image of a man)
- Go to sleep!** (Yellow instruction box)
- Count the family members.** (Image of a family)
- What's this?** (Image of a green frog)
- Is this a dog?** (Image of a dog)
- This is a...** (Image of a man)

Presentation

1. Listen, point, and say.  35
2. Listen and chant.  36



bread



chocolate



apples



bananas



oranges



sausages




chicken



juice



cheese



yoghurt



cake

Unit goals

- Name food.
- Express likes and dislikes.
- Sing songs and chants.



I like...



I don't like...



=



1 Listen and show. 37



Production

2 Look and write. 



3 Ask and answer. 



chocolate



bread



yoghurt



chicken

Find!



4 Listen to the story. 

Who eats the  and ?





5 What food does  like? 

Stop and think!

Read and show a face.



I don't understand the story.



I need help with the story.






I understand. I can help my classmates.



6 Where are Beep and Robbie?

7 Listen.  39

Who's the chef?

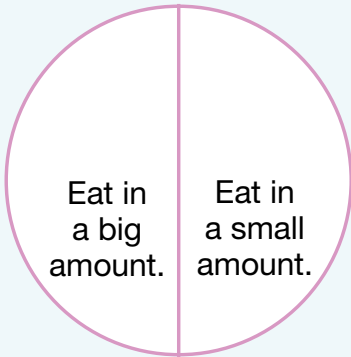



8 Is Beep a good chef?


9 Look and choose.



Materials



- a. Cut.
- b. Paste.
- c. Choose.





Reflect!

- Choose a snack!
 Explain why you prefer it.



Presentation

1. Listen, point, and say.  41
2. Listen and chant.  42



plane



computer game



ball



train



bike



kite



car



teddy



doll

Unit goals

- Name toys.
- Ask my friends about their toys.
- Sing songs and chants.


1 Listen, find, and point.



2 Look and act.



Production

3 Listen and chant. 

Have you got a bike?

Have you got a bike?


Ruby, Ruby,

tell me please!

Yes, I have.


4 Draw and write. 

My favourite toy



This is a train.
It's red.

Find!



5 Listen to the story.

What are and doing?





5



6



7



8

6 What games does  like?

Stop and think!

Read and show a face.



I don't understand the story.




I need help with the story.



I understand. I can help my classmates.


7 Play a game. 




1 

a. A kite.
b. A train.
c. A bike.

2 Have you got a...?


3 

a. A doll.
b. A ball.
c. A car.

7 


a. A guitar.
b. A teddy.
c. A doll.


6 Draw!


5 

4 Have you got a...?


8 Have you got a...?


9 

10 Draw!




8 Play with your classmates.



FINISH

Say a word with the **ch** sound!

Is this a car?

Is it healthy?

Do you like...?

a. Train.
b. Car.
c. Computer game.

Describe your favourite toy.

What can you see?

Do you like...? Have you got a ...?



START

Unit 7

In the house

PDF exclusivo
para uso
Ministerio de Educación
Propiedad Santillana - Noviembre 2020

Presentation

1. Listen, point, and say.  47
2. Listen and chant.  48

bathroom



kitchen



hall



garden



bedroom



living room




Unit goals

- Name the rooms of the house.
- Find objects in the house.
- Enjoy a story.

Dad! Where's
my pencil?



1 Listen and order.



2 Listen and sing.



Where's my ruler?
Where's my ruler?
What can I do?
Look! It's in the kitchen!
Oh! Thank you!

Production

3 Look, listen, and say.  51



4 Listen, point, and say.  52




5 Look and say. 

Where's the chair?

It's in Lee's bathroom!

Find!



6 Listen to the story. 53

What rooms does the class visit?





7 Do  and  behave well?

Stop and think!

Read and show a face.



I don't understand the story.



I need help with the story.



I understand. I can help my classmates.

8 Look and ask. 



Where's the kite?



It's in the living room!

9 Make your own room. 

Materials



Living room



Reflect!

- Which is your favourite room?
Why?





Unit 8

On holiday

PDF exclusivo
para uso
Ministerio de Educación
Propiedad Santillana - Noviembre 2020

Presentation

1. Listen, point, and say.  55
2. Listen and chant.  56

sea

sand castle

seagull

shark

shell



lighthouse



dolphin



boat




crab

Unit goals

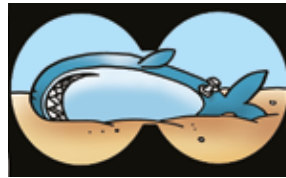
- Name seaside words.
- Name seaside activities.
- Say *I'm happy / I'm sad*.

1 Listen and point. 57

What can you see?



A crab.




2 Look and write. Follow the example.

What can you see?



A pink shell.



A yellow 



A grey 



3



4



5

Production

3 Look, say, and role-play. 



4 Listen and sing.  58

This is the way I eat a sandwich,
eat a sandwich,
eat a sandwich.
This is the way I eat a sandwich,
when I'm hungry.

Find!



5 Listen to the story.  59

Who gets lost?





6 Draw a different ending. 

Stop and think!

Read and show a face.



I don't understand the story.



I need help with the story.



I understand. I can help my classmates.

7 Say and guess. 



I see a red...

Ball!



8 Play with your classmates.



What's this?



FINISH



What's this?



Role-play and say.



Where's the spider?



What's this?



What's this?

Where's the train?



What can you see?



Where's the ball?



What can you see?

START

1 Count and say.



Easter bunny

basket

Easter eggs



2 Guess the riddle with a classmate.



How does Easter end?

3 Listen and point.



4 Listen and sing.

Halloween, Halloween.
 What can you see?
 I can see a scary ghost chasing me.
 Aargh!

5 Look and say.



present



Christmas tree

6 Listen and sing.

Here comes Santa.
 Can you see?
 Coming down the chimney.
 With presents for you.
 And presents for me!

7 Draw your Christmas celebration.

This is the end of your school year.
Go to page 59 of the Activity book
to complete your Language Passport.
See you soon!



