

Student's Book

English

2

nd
grade



Brendan Dunne - Robin Newton



Edición especial para el Ministerio de Educación.
Prohibida su comercialización.



English

2nd
grade



Student's book

Brendan Dunne

B. Mus. University of Wales
PGCE, Roehampton Institute
M.A. in Teaching English to Young Learners, University of York

Robin Newton

B. Sc. in Social Policy, University of Bristol
PGCE, Roehampton Institute
M.A. in Teaching English to Young Learners,
University of York

Familia tipográfica: Helvetica Neue LT / Playtime WHT / Print

English 2nd grade has been adapted from the course Beep by Richmond under the direction of

RODOLFO HIDALGO CAPRILE

Editorial team:

Deputy director: Cristian Gúmera Valenzuela

Senior editor: Marcelo Cárdenas Sepúlveda

Editor: Manoli Camacho Ángeles

Editorial assistant: María Constanza Casacuberta
Ana Linares Borges

Authors: Brendan Dunne

B. Mus. University of Wales
PGCE, Roehampton Institute
M.A. in Teaching English to Young Learners,
University of York

Robin Newton

B. Sc. in Social Policy, University of Bristol
PGCE, Roehampton Institute
M.A. in Teaching English to Young Learners,
University of York

Collaborators: Mariana Muñoz Zolotoochin
Javiera Palma Dabed
María Angélica Stiven
Andrés Herrera
Victoria Jackson

Head of design department: Verónica Román Soto

Design and layout: Sergio Pérez Jara

Production: Rosana Padilla Cencever

Documentation: Cristian Bustos Chavarría

Music and recordings: Riera Sound, Suena Estudio

Song lyrics: Brendan Dunne and Robin Newton

Illustrators: Alins Illustration: Sonia Alins;
Gloria Celma, Marina Gómez Mut,
Juan Diego Molina Jiménez

Beehive illustration: Moreno Chiacchiera, Jim Peacock

Photos: © Manufacturas Artesanía Española S. L.,
Shutterstock, Getty Images

Quedan rigurosamente prohibidas, sin la autorización escrita de los titulares del derecho de autor, bajo las sanciones establecidas en las leyes, la reproducción total o parcial de esta obra por cualquier medio o procedimiento, comprendidos la reprografía y el tratamiento informático, y la distribución en ejemplares de ella mediante alquiler o préstamo público.

La editorial ha hecho todo lo posible por conseguir los permisos correspondientes para las obras con derecho de autor que aparecen en el presente texto. Cualquier error u omisión será rectificado en futuras impresiones a medida que la información esté disponible.

© 2019, by Santillana del Pacífico S. A. de Ediciones.

Avda. Andrés Bello 2299, piso 10, Providencia, Santiago (Chile).

PRINTED IN CHILE. Impreso en Chile por RR Donnelley Chile.

ISBN: 978-956-15-3471-1 – Inscripción n° 310.683

Se terminó de imprimir esta 1ª edición de 193.523 ejemplares, en el mes de diciembre del año 2019.

www.santillana.cl

infochile@santillana.com

Santillana® es una marca registrada de Grupo Santillana de Ediciones, S. L. Todos los derechos reservados.



Presentation

Welcome to second grade!

The aim of this book is to help you in your process of learning English.

We hope you are happy to learn.
We'll have tons of fun together!



Welcome
back!

Page 8



Unit **1**
Time for
school!

Page 12



Unit **2**
My clothes

Page 26



Unit **3**
The weather

Page 40



Unit **4**
Animals

Page 54





Unit 5

Jobs

Page 68



Unit 6

My free time

Page 82



Unit 7

The garden

Page 96



Unit 8

The school show

Page 110



Festivals

Page 124

Student's materials

Student's book



Activity book



Activity book cut-outs



Knowing your book

The titles will help you follow and enjoy your book.

Welcome back!

These pages will introduce the characters of the book. They will be the guides in your process of learning English.



Icons



This icon shows that you need to do the activity in your personal notebook.



IMPORTANT: Do not write in this book. Do the activities in your personal notebook.



This icon shows that you will do the activity with a classmate.



This icon shows that you will have fun and role-play some activities with your classmates.



This icon shows that you will listen to an audio to complete an activity, or sing and chant!

Activity book Page 5

You will find extra practise in the Activity book.

W elcome back!

1 Listen and point. 



2 Listen and chant. 

3 Listen and point. 🎧



Welcome back!

What do I know?

1 Listen and point. 



2 Look and say.




3 Say the missing numbers.

1 **?** 3 4 5 **?** 7 8 9 **?**

11 12 **?** 14 **?** 16 **?** 18 **?** 20

4 Look and count.



Stop and think!

Read and show a face.



I don't understand
the activities.



I need help
with the activities.

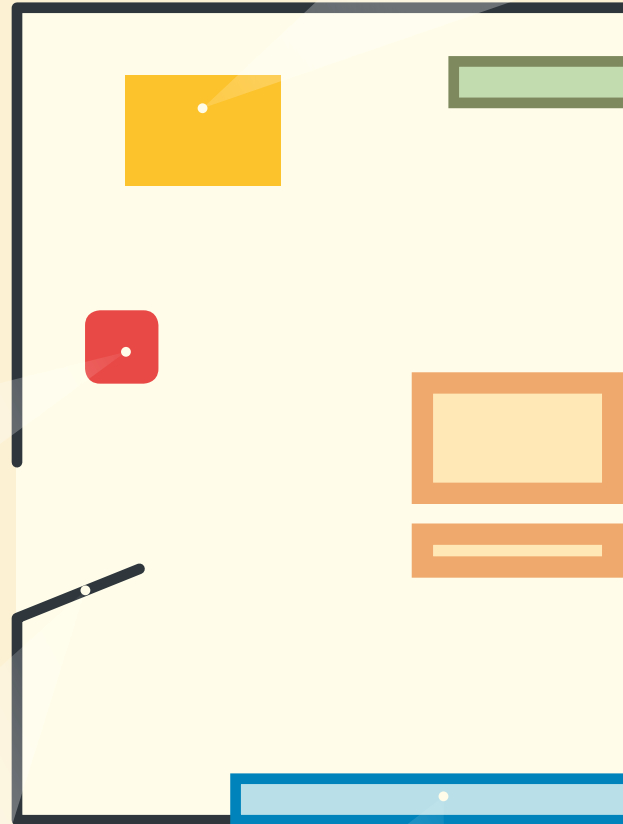



I understand. I can help
my classmates.

Unit 1 Time for school!

Presentation

1. Listen and chant. 🎧 6
2. Listen, point, and say. 🎧 7





cupboard



board

teacher



bookcase



plant



computer

Unit goals

- Describe the position of objects.
- Play a game.
- Listen to a story.
- Sing songs and chants.


1 Listen, point, and say. 



2 Listen and chant. 

Where's the  ?

Open your  .

It's under the  .

What a surprise!

3 Sing.  10


A B C D E F G

Touch your nose! Touch your knee!



H I J K L M N

Clap your hands and count to ten!



O P Q R S T U

Touch your ears! Touch your shoe!



V W X Y Z


Clap your hands and nod your head!

4 Listen, point, and say.  11

1. The hamster is **in** the plant.
2. The bookcase is **under** the window.
3. The children are **behind** the board.
4. The schoolbag is **in** the cupboard.




5 Look and complete. 



The ball is (?) the cupboard.



The plant is (?) the bookcase.



The school bag is (?) the window.



The teddy is (?) the door.

6 Look and ask. 




Where's the book?

It's on the chair!



Where's the dog?

7 Remember where the things are.



It's in the school bag!



Sounds

8 Listen and say. 🎧 12



Dad's got a dog.

Dad's got a dog. Diana's got a doll.

Dad's got a dog. Danny's got a dolphin.

But Darren's got a doughnut.



9 Role-play. 🎭



Drew, where's the dog?



It's **in the cupboard**. Just look!



No, it's not. Where's the dog?



It's **behind the door**. Just look!



No, it's not! Drew, I found it!



Where? Where?




It's **under the bed**. Look, look!





Find!



10 Listen to the story.  13

Where are  and  ?





11 Role-play your favourite scene. 😊 😞

Stop and think!

Read and show a face.



I don't understand
the story.



I need help
with the story.




I understand. I can help
my classmates.

Lesson 2 Beep's world

12 Look. Where's Beep?

13 Listen.  14

Which letter is missing?



14 Look and say.

a. Where's the letter **B**?




b. Choose an answer.

Because he likes parties.

Because it's Beep's birthday.

Because he's hungry.

15 Say the letters from the story.




16 Draw a picture of your birthday.



Reflect!

- How does  feel? Why?



17 Read and say the classroom rules.



Always be kind.



Do your homework on time.



Pay attention to your teacher.



Put rubbish in the bin.

18 What rules are there in your classroom?

Draw one.




Reflect!

- Look. What rule is missing?
- Do you respect your classroom rules?



Think back!

19 Play with your classmates.



FINISH

Spell!



Where's the apple?



window

Spell!



computer

Say a word with the **d** sound.

Where's the baby?



Where's the hamster?



Spell!



board

Spell!



Where's the cat?




plant

START

Unit 2 My clothes

Presentation

1. Listen, point, and say.  16

dress

T-shirt

jeans

shorts



Unit goals

- Say *Are you wearing...?*
- Say *What are you wearing?*
- Say *I'm wearing...*
- Play a game.
- Do a fashion show.
- Sing songs and chants.

1 Sing.



Are you wearing green shoes?
Green shoes? Green shoes?
Are you wearing green shoes?
Yes or no?



2 Look and say the clothes.



Gaby



Chris



Ana



Paul



Nicole

3 Read and say.

Luis



Emma




Victor



I'm wearing a yellow
T-shirt and blue shorts.

I'm wearing jeans
and a blue sweater.

I'm wearing a white
and blue dress.

4 Play with your classmates. 

What are you
wearing?

I'm wearing
red shorts.



5 Follow the instructions.  

1. Read and choose two names.
2. Draw and colour.
3. Then, ask your classmate.

Lucia

I'm wearing blue trousers and a purple T-shirt.

Cristina

I'm wearing a green dress and pink shoes.

Daniel

I'm wearing a red jacket and blue jeans.

Carlos

I'm wearing a yellow jumper and blue jeans.

Matt

I'm wearing a green T-shirt and red shoes.

Pia


I'm wearing a blue dress and yellow shoes.

Are you wearing blue jeans?

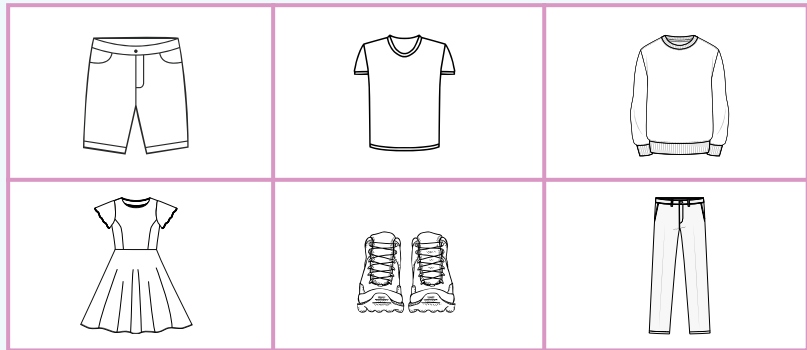
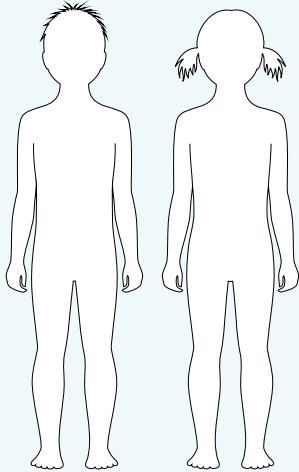


Yes, I am!



6 Cut, paste, and say. 

Materials




Let's go outside!
What are you wearing?



I'm wearing a blue jumper
and purple jeans.



7 Play with your classmate. 



Are you wearing black shoes?

No, I'm not!



Sounds

8 Listen and say.  18

Here's John in a jacket.

Here's John in a jacket, Julie in a jumper.

Here's John in a jacket,

Julie in a jumper, and Janet in jeans.



9 Read and say the name.

I'm wearing blue jeans.

I'm wearing a red jacket.

I'm wearing an orange jumper.



Jenny




Jason



Jane

Find!



10 Listen to the story.  19

Where are the children going?





11 Who's your favourite character? 

Stop and think!

Read and show a face.



I don't understand the story.



I need help with the story.



I understand. I can help my classmates.

Lesson 2 Beep's world

12 Look. Where's Beep?

13 Listen.  20

What's  wearing?



14 Read and write.

Beep is in a fashion show. He's wearing pink



He's wearing blue



, a purple



and a green



. He's famous now!

15 Draw a new outfit for Beep.



I'm wearing... ?

I like my coat!



Reflect!

- What clothes do you like?
- Why is it important to take care of our clothes?



16 Do a fashion show with your class. 

Step 1

Order your materials.

Step 2

Create your own clothes!



cardboard



scissors



crayons




I'm wearing red trousers!



I'm wearing a green dress!




Reflect!

- Do you know this sign  ?
- Do you know what it means?



Think back!

17 Play with your classmates. 

She's wearing...

What's this?

FINISH

What's this?

He's wearing...

Is he wearing trousers?

Say a word with the j sound!

Is she wearing jeans?

What's this?

She's wearing...



What's this?

He's wearing...

START

Unit 3 The weather

Presentation


1. Listen, point, and say.  22
2. Listen and chant.  23




It's cloudy.



It's sunny.



It's hot.





It's windy.




It's raining.



It's snowing.



It's cold.



Unit goals

- Say *Is it cold?*
- Say *What's the weather like?*
- Say *It's raining...*
- Play a game.
- Talk about your favourite season.

1 Listen and point.



2 Look and say.

1



2



3



4



5



6



7



3 Listen and chant. 25

Is it cold today?

Is it cold today?

Look out of the window
and see.

Yes, it's cold today.

Yes, it's cold today.

So put your hat on,
and put your coat on,
and come outside,
and play with me.



4 Read and say the weather.

My name is Lucy.
I have to wear
jumpers and coats.

My name is Ron.
I have to wear
T-shirts and shorts.

My name is Tina.
I have to wear coats
and boots.



Hi, Lucy!
It's cold.



5 Read and complete the messages.



hot

cold

sunny

cloudy

rainy

windy

Hello! How are you?
I'm in Chile with my family.
The weather here is .
Other days it's .
Today it's .
What's the weather like there?




Chile




England

Hello! I'm in England with my mum.
It's great! It's today,
but it's in winter.
Is it in winter in Chile?
Bye!

6 Look. What's the weather like today?




7 Play and say. 



What's the weather like?

It's sunny!




8 Play with your classmates. 


Step 1 Make groups of three.

Step 2 Throw the dice.


Dice 1 - City



1 Santiago de Chile



2 London



3 Washington D.C.



4 Lima



5 Caracas



6 Ottawa

Dice 2 - Weather



1



2



3



4



5



6

Step 3 Say and remember your classmate's weather.

It's hot in Ottawa,
it's windy in Lima,
and it's cold in Santiago.



Sounds



9 Listen and say.  26




Hi! Hello!

Hi! Hello! I'm Harry.

Hi! Hello! I'm Harry and I'm happy.

Hi! Hello! I'm Harry and I'm happy when it's hot.

10 Choose the word with the **h** sound.
Discover the hidden word!

a. Harry is .

angry

happy


sad

b. Hally, my friend, likes  pies.

blue

strawberry

hot

c. Hannah is my sister, and she loves  dogs.

hairy

black

small

d. Michael has three .

parrots

rabbits

hamsters

Harry is happy!




Find!



11 Listen to the story. 27

What's the missing?





12 Does it snow in Chile? When and where?

Stop and think!

Read and show a face.



I don't understand
the story.



I need help
with the story.




I understand. I can help
my classmates.

13 Look. What's the weather like?

14 Listen.  28

Where are  and  going?



15 Look and order the parts of the story. 



Now, where's Robby?






Well done, Robby! Look!
Now it's sunny!



Beep and Robby want to go to
the park but it's cloudy.



Now it's windy.

16 Imagine it's raining. What can  and  play? 

Reflect!

- What happens if you play in the rain?
- How can you cover yourself from the rain without an umbrella?



17 Draw and describe your favourite season.



My favourite season is autumn. It's windy. It isn't hot.



Reflect!


- Are there four seasons in your country?
- How can you stay warm in winter?



Think back!

18 Play with your classmates. 

What's the weather like?



FINISH

Is it cold?

Is it windy?

Say!
Hot

Say a word with the h sound!

Say!
Happy

What's the weather like?

Is it sunny?


What's the weather like?

START

Unit 4 Animals

Presentation

1. Listen, point, and say.  30

2. Listen and chant.  31



snake



crocodile



penguin



zebra



lion



monkey



bird



elephant




tiger

Unit goals

- Name animals.
- Describe animals.
- Say *Can a penguin swim? Yes, it can.*
- Sing songs and chants.

1 Listen and point. 32



2 Listen and say. 33

can = ✓


can't = ✗



3 Read and say.

What's the animal?

It can jump and it can climb trees.



What's the animal?

It can't climb trees.
It can jump. It can't fly.



What's the animal?

It can't climb trees.
It can run and it can swim.



What's the animal?

It can't fly. It can swim.
It can jump.



4 Role-play and guess.



It's a monkey!



5 Listen and sing. 

Can a penguin fly in the sky, sky, sky?
No, it can't! No, it can't! No, it can't!
Can a penguin swim in the sea, sea, sea?
Yes, it can! Yes, it can! Yes, it can!

6 Look and write. 



A snake can't fly,
but it can ?.



A penguin ? jump,
but it ? climb.



A zebra ? climb,
but it ? run.

7 Look and say.



Can a lion fly?



No, it can't.
But it can swim!



	✓	✗	✗
	✓	✗	✗
	✓	✗	✓

8 Read and draw.



Imaginary animals

Tiger-dile

It has long legs and the body of a tiger. It has a crocodile's face and a tail. Scary!

Ele-bird

This animal has an elephant's face and legs. It can fly and it's covered in feathers.

Ze-phin

It can swim. It has the body of a dolphin. It has stripes and the face of a zebra.

Lesson 1 Let's play!

9 Find the animals with a classmate. 



Sounds

10 Listen and say.  35

Lee likes the lion.

Lee likes the lion. And the lion likes Lee.

Lee likes the lion. And the lion likes Lee.

Look out, Lee!

11 Listen and say.  36

A bird and a lion were resting
on a rock.


Bird said to lion: Look! Elephant
comes along.

Lion laughs. He likes Elephant a lot.




Find!



12 Listen to the story.  37

What does  give to the parrot?





13 Role-play your favourite scene.



Stop and think!

Read and show a face.



I don't understand
the story.



I need help
with the story.



I understand. I can help
my classmates.

Lesson 2 Beep's world

14 Look. What's Beep doing?

15 Listen.  38

What animals does  imagine?



16 Read and order the sentences.



see

What

Beep

can

?

a

Phew!

butterfly!

It's

Is

snake

it

a

?

17 Change the sentences.



Beep is in
the jungle.

Beep can hear
something!


Now, Beep can
see something!

I am in the jungle.



Reflect!

- Where can you find the animals of the story?




18 Listen and read about Chilean endangered species. 39

Some Chilean animals are in danger.

An **endangered species** is at risk of becoming extinct.

Growing cities, forest fires, and the extraction of natural resources are the main reasons for their disappearance.



Chinchilla



Darwin's frog



Tricahue parrot

Source: Ministerio del Medio Ambiente

19 Research about Chilean endangered species.



Find.





Share.

Reflect!

- What can we do to protect endangered animals and their habitats?


Think back!

20 Play with your classmates. 



FINISH

It has wings,
but it can't
fly. What's
the animal?

Can a
 fly?

What animal is it?



Run like
a tiger!



It can swim.
It can't walk.
What animal
is it?

What animal is it?


Can a
 swim?

Say two
words with
the I sound.

Jump
like a
monkey!

Move
like a
snake!



Can a
 run?

START

What animal is it?

Unit 5 Jobs

Presentation

1. Listen, point, and say. 🎧 41

2. Listen and chant. 🎧 42



nurse



musician



chef



doctor



Unit goals

- Name jobs.
- Say *He's / She's a chef, etc.*
- Say *She's / He's got a violin, etc.*
- Create a poster.

1 Listen and write the number.



A



B



C



D



E



F

2 Listen and sing. 

A, B, C, 1, 2, 3.
 Jobs for you and jobs for me.
 This is my dad.
 His name's Shane.
 He's a pilot, flying a plane.

3 Listen and chant. 45



Charlene's a chef.
Charlene's a chef.
She's got a big white hat.

Tim's a teacher,
Tim's a teacher.
He's got lots of books.



4 Choose and say.



She's got a:
a. red nose.
b. book.
c. white hat.



He's got a:
a. violin.
b. guitar.
c. book.



He's got a:
a. plane.
b. ball.
c. helmet.

5 Role-play and guess. 🗣️ 😊 😞



6 Look and write. 📝



She's Lisa.
She's a firefighter.
Her helmet is white.



7 Read and draw. 

A bus driver in a
blue and pink bus.

A doctor with an
orange stethoscope.

A pilot in a green
and yellow plane.

8 Look and say. 

He's got a white hat.




He's a chef!




Find!



9 Listen to the story.  46

Who does  call?





10 Draw an ending for the story. 

Stop and think!

Read and show a face.



I don't understand the story.



I need help with the story.




I understand. I can help my classmates.

Lesson 2 Beep's world

11 Look. Guess what happens.

12 Listen.  47

Where's  ?



13 Order the sequence.



14 Listen again and complete the sentences.



47



Today  is a musician.

He's got a big .


 : ! That's terrible!

 : This is Robby. He's a  too!

Reflect!

- Is Beep a good musician? Why? Why not?
- Where else can you see musical instruments?



15 Look and make your own poster. 

CONAF



An organisation that protects and preserves the Chilean forests and wild life.



Find pictures in magazines.
Write the information you find.

Other public services



transport



communications



police




rubbish collection

Reflect!

- Why are these jobs important?
- What other public services can you name?




16 Listen and say.  48

Fred likes **f**irefighters. He wants to be a **f**irefighter too.

Firefighters' favourite **f**ood is **f**ish and **f**ries, so **F**red wants to eat **f**ish too.




17 Make a tongue twister. 

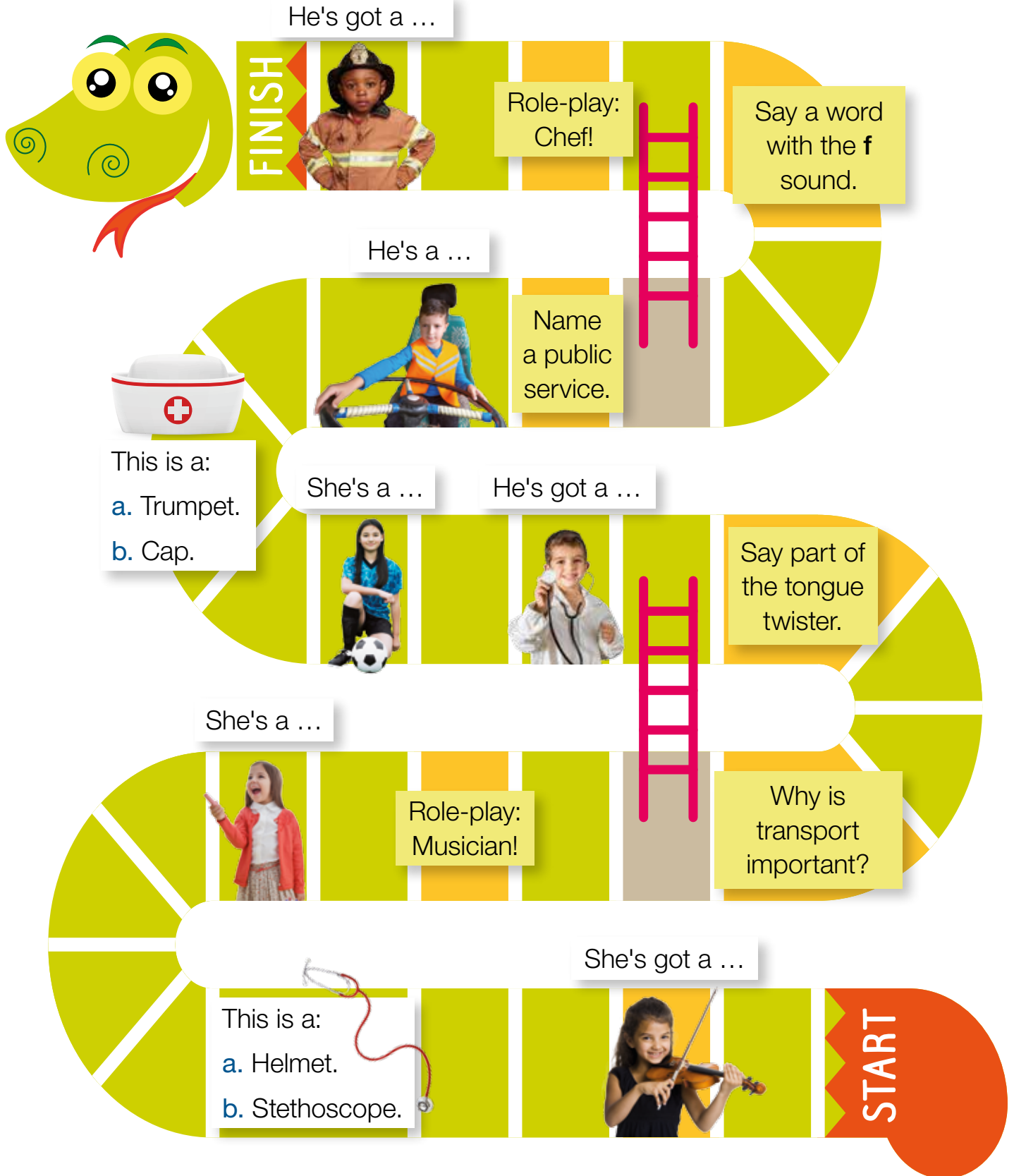
Finn's a

fine	firefighter.
fabulous	farmer.
fantastic	chef.



Think back!

18 Play with your classmates. 



He's got a ...

FINISH

Role-play:
Chef!

Say a word with the **f** sound.

He's a ...

Name a public service.

This is a:
a. Trumpet.
b. Cap.

She's a ...

He's got a ...

Say part of the tongue twister.

She's a ...

Role-play:
Musician!

Why is transport important?



She's got a ...

This is a:
a. Helmet.
b. Stethoscope.

START

Unit 6 My free time

Presentation

1. Listen, point, and say.  50
2. Listen and chant.  51



drawing



playing football



listening to music



watching TV



reading



playing computer games



painting



dancing

Unit goals

- Say *What are you doing? I'm listening to music.*
- Say *Are you reading? Yes, I am.*
- Sing songs and chants.
- Play a game.

Lesson 1 Practice

1 Listen and point. 




2 Look and say.



3 Listen and say.  534 Listen and sing.  54

Are you reading? Are you reading?
 Yes, I am. Yes, I am.
 Stories, books, and comics.
 Stories, books, and comics.
 Clap your hands, clap your hands.

5 Role-play with a classmate. 



What are you doing?

I'm dancing!



6 Complete the dialogues. 



Diego: Hello, Cami!

What ?

Cami: I'm .




Isa: Hello, Alex!

What ?

Alex: I'm .

7 Look and write. 

What are you doing?



I'm playing videogames.



8 Spin, say, and role-play. 

What are you doing?



I'm Lilly! I'm playing computer games!

Sounds

9 Listen and say.  55

Wally the wolf...

Wally the wolf and
Wendy the weasel...

Wally the wolf and
Wendy the weasel
are watching waterpolo.

10 Choose the word with **w** sound.
Discover the secret message!

a. I've got a  dog.

pretty

wonderful

great

b. I saw three  in Halloween.

witches

vampires

clowns

c. There's my mother  at me.

looking

laughing

waving

d. I like to play with magic .

books

wands


cards

I've got a
wonderful dog.




Find!



11 Listen to the story.  56

Who wins the cake competition?





12 What are , , and  doing in the story? 

Stop and think!

Read and show a face.



I don't understand the story.



I need help with the story.






I understand. I can help my classmates.


13 Look. What do you think happens?

14 Listen.  57

What happens to the painting?




15 Tell the story again to a classmate. Use the pictures.



16 Look and answer.



1. What's Robby doing?



- a. Watching TV.
- b. Listening to music.
- c. Painting.

2. What's Beep doing?



- a. Reading.
- b. Dancing.
- c. Drawing.

Reflect!

- A couch potato is someone who spends all day in the couch. Is that okay? Why? Why not?



couch potato




17 Listen and read.  58



Playing football is fun!
You can play with friends
and do exercise. Practicing a
sport is very good for your
health. It can help you make
new friends too!



Playing computer games is
also fun! But playing computer
games for too long can be
bad for you. Remember to go
outside and have fun!

18 Create a poster about your favourite sport. 



My favourite sport
is swimming!
I can swim very fast.
I have many friends there!



Reflect!

- Why is it important to be active?

Think back!

19 Play with your classmates.



FINISH

What's your favourite sport?

Are you dancing?

What are you doing?

Role-play: I'm painting!

Are you watching TV?

Say a word with the **w** sound!

What are you doing?

Role-play: I'm dancing!


Now, role-play your favourite activity!

START

Unit 7

Presentation

1. Listen, point, and say. 🎧 60
2. Which ones do you like most?






strawberries



peas



cauliflower



grapes



Unit goals

- Name fruits and vegetables.
- Count to 20.
- Listen to a story.
- Say *They are big* and *They are small*.

1 Listen and chant. 61

1 2 3 4 5 6 7

One, two, three, four, five, six, seven.

I like strawberries! Yes, I do.



8 9 10 11 12

Eight, nine, ten, eleven, twelve.

Lots for me and lots for you.



13 14 15 16

Thirteen, fourteen, fifteen, sixteen.

Pick them all and eat them quick.

17 18 19 20

Seventeen, eighteen, nineteen, twenty.

Oh no! I feel sick!



2 Listen, point, and say.  62



3 Read and complete. 



Pumpkins are...



Grapes are...



Watermelons are...



Potatoes are...

4 Count and ask. 




How many tomatoes can you see?



I can see sixteen tomatoes.



5 Look and count. 

6 Play. 

Step 1 - Choose a fruit or vegetable. 

Step 2 - Roll the dice. 

Step 3 - Say! **Eleven carrots.**



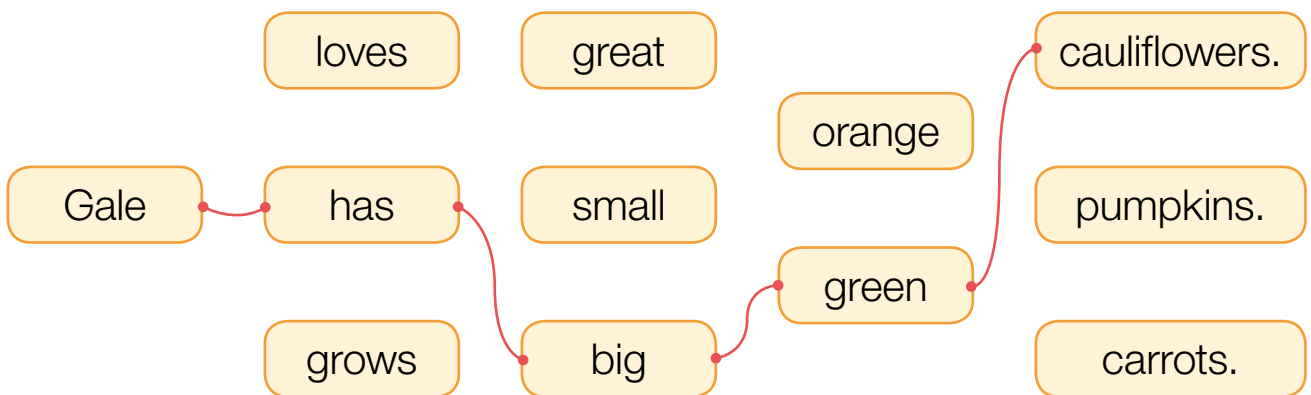
Sounds

7 Listen and say.  63

Gary's big green garden has great green grapes.

They grow bigger and bigger every day.

Oh! How Gary loves his great green grapes!


8 Play. 

Find!



9 Listen to the story. 64

Who is the ?





10 Act your favourite scene. 😊 😞

Stop and think!

Read and show a face.



I don't understand the story.




I need help with the story.



I understand. I can help my classmates.

Lesson 2 Beep's world

11 Look. Where's ?

12 Listen.  65

How many  does Beep have?



13 Listen again and complete.

66



Robbie has got (?) carrots.



Now there are only (?) carrots.




Beep is going to the (?).



It's not a rabbit! It's (?).

Reflect!

- Do you think what Robby is doing is ok? Why? Why not?



14 Look and read the maths problem.

- How many sets can you see?



Riku



Thomas




Luisa

- How many tomatoes do the children have altogether?



Riku



Thomas



Luisa

$$5 + 5 + 5 = 15$$

$$5 \cdot 3 = 15$$

Three sets. Fifteen tomatoes!


15 Now, answer: How many fingers can you see on four hands?

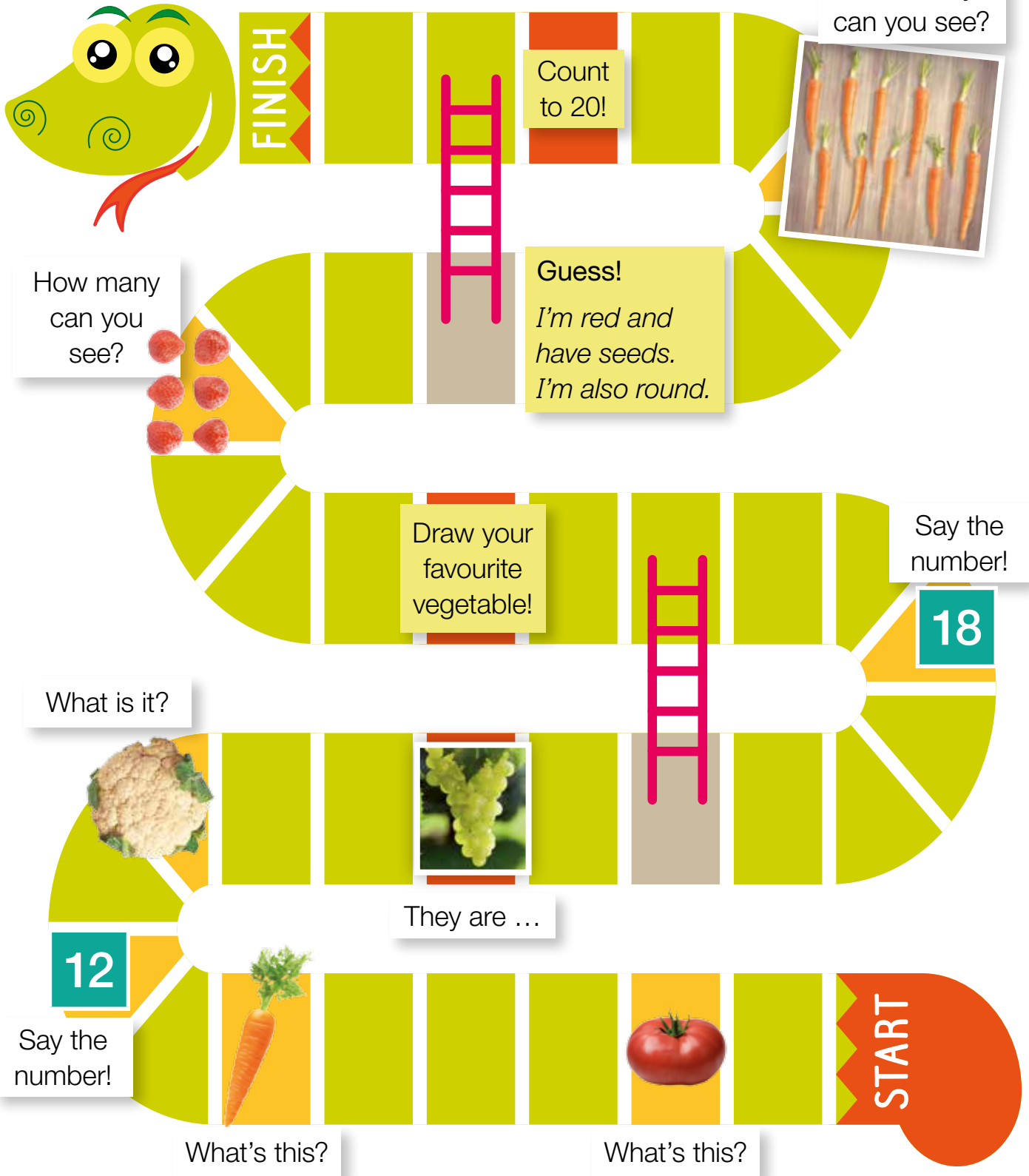
Reflect!

- Look. Where can you see multiplication?




Think back!


16 Play with your classmates. 



FINISH

How many can you see?



Count to 20!


How many can you see?


Guess!
*I'm red and have seeds.
I'm also round.*


Draw your favourite vegetable!


Say the number!
18

What is it?


They are ...


12
Say the number!

What's this?


What's this?


START

Unit 8 The school show

Presentation

1. Listen, point, and say.




2. Listen and chant.



play the recorder



sing



ride a bike



play basketball





do karate



do gymnastics



juggle




rollerblade

Unit goals

- Say *Can you ride a bike?*
Yes, I can. No, I can't.
- Say *I can play the guitar.*
- Play a game.
- Do a school show.

1 Listen, point, and say. 




2 Read, ask the questions in the correct order, and answer. 



a. rollerblade / you / can / ?

b. you / sing / ? / can

c. can / ? / you / juggle



Yes, I can. ✓

No, I can't. ✗

3 Listen and sing.  71

I can play the guitar
and I can ride a bike.
These are two things I really like.
I can rollerblade and I can climb up high,
but I just can't fly in the sky.

4 Play Simon says. 

Simon says,
"I can't juggle."



Simon says,
"I can play basketball."



5 Ask questions with the words from the box.



play the recorder do karate sing
 do gymnastics rollerblade ride a bike
 juggle play basketball

	My friend	My friend
Can you play the recorder?	✓	✗
?	?	?
?	?	?
?	?	?



6 Read and say True or False. Correct the False sentences.



I can swim and
I can't ride a bike.








I can't play the
recorder and I can't
do karate.



I can't play
basketball, but I
can sing.

Lesson 1 Let's play!

7 Play bingo. Use the cutouts to complete the board. 

Sounds

8 Listen and say. 

Zach the zebra.

Zach the zebra zooms.

Zach the zebra zooms through the zoo.

Zach the zebra zooms through the zoo.

Zip! Zap! Zoom!

9 Say and role-play. 

Zip!



Zap!



Zoom!



Zap, zip, zoom!




Find!



10 Listen to the story.  73

Who's in the  ?





11 Do you like magic tricks? Why? 

Stop and think!

Read and show a face.



I don't understand the story.



I need help with the story.









I understand. I can help my classmates.



Lesson 2 Beep's world

12 Look. Where are  and  going?


13 Listen.  74

What's wrong with  ?




14 Read and complete the phrases about Robby. 


Robby can't _____[?]_____, so Beep
takes him to the _____[?]_____.



The doctor asks Robby:
Can _____[?]_____ "aahh"?



The doctor says that Robby has
only got one _____[?]_____.



The doctor helps Robby.
Now Robby _____[?]_____ again!

Reflect!

- Some people say: "an apple a day keeps the doctor away". What do you think this means?





15 Prepare and present a school show. 

Step 1: Make groups.



Step 2: Write what you can and can't do.

I can sing, but I can't rollerblade.

I can do karate, but I can't play the recorder.

I can juggle, but I can't do gymnastics.

Step 3: Prepare your demonstration.



Step 4: Present your show!


Reflect!

- How can you learn something you don't know?



Think back!

16 Play with your classmates.




FINISH

Can you do karate?

I can...



I can...



What's this?

Say!
Zoo



I can...



Say!
Zebra

Can you sing?

Can you juggle?



START

What's this?

1 Find and say the Easter objects.



Easter egg



Easter bunny



Easter basket



2 Listen, point, and say.  76



raise the flag

3 Talk about the national holidays and traditions you like. 

I like to play spinning top.

I like to dance cueca.



4 Look and count the Halloween characters.



5 Sing. 🎧

It's Halloween again,
it's Halloween again.

Come to the party,
with all your friends.




A witch, a monster,
a big black bat.

A ghost, a spider,
and the witch's cat.

A vampire, a pumpkin,
and a skeleton too.

And there's a big scary
ghost, coming for you!!



6 Listen, point, and say.  78



Christmas tree

angel

stocking

Santa Claus

presents

7 Sing.  79



Christmas time
is here, Children,
give a cheer!

Trees and angels,
stars and stockings.
Christmas time
is here!



Santa's on his way,
riding in a sleigh.

Bells are ringing,
make a snowman.
Santa's on his way!



This is the end of your school year.
Go to page 60 of the Activity book
to complete your Language Passport.
See you soon!



See you soon

Good bye

